

WBB Contact: Jack Clark (jclark@iona.edu)



WATCH LIVE - ESPN+



2021-22 SCHEDULE/RESULTS

Date	Opponent	Time/Result
Overall: 2-5	H: 1-3 A: 1-2 N: 0-0 MAAC: 0-2	
11/9/21	at Bryant (NEC Front Row)	W, 60-56
11/13/21	WINTHROP (ESPN3)	W, 67-45
11/16/21	at UMass (ESPN+)	L, 79-56
11/20/21	STONY BROOK (ESPN3)	L, 53-46
11/23/21	BUCKNELL (ESPN3)	L, 55-48
12/1/21	at Seton Hall (FloSports)	PPD
12/4/21	WAGNER (ESPN3)	PPD
12/8/21	at St. John's	PPD
12/12/21	at Sacred Heart (NEC Front Row)	PPD
12/18/21	MONMOUTH* (ESPN3)	L, 64-55
12/20/21	at Marist* (ESPN+)	L, 61-49
12/30/21	at Fairfield* (ESPN+)	7 PM
1/6/22	SIENA* (ESPN3)	7 PM
1/13/22	at Manhattan* (ESPN+)	7 PM
1/15/22	QUINNIPIAC* (ESPN3)	12 PM
1/20/22	MARIST* (ESPN3)	7 PM
1/22/22	at Saint Peter's* (ESPN+)	2 PM
1/27/22	MANHATTAN* (ESPN3)	7 PM
1/29/22	at Rider* (ESPN+)	5 PM
2/3/22	CANISIUS* (ESPN+)	7 PM
2/5/22	at Siena* (ESPN+)	2 PM
2/10/22	FAIRFIELD* (ESPN3)	7 PM
2/12/22	at Quinnipiac* (ESPN+)	2 PM
2/17/22	NIAGARA* (ESPN3)	7 PM
2/19/22	SAINT PETER'S* (ESPN3)	1 PM
2/24/22	RIDER* (ESPN3)	7 PM
2/26/22	at Monmouth* (ESPN+)	2 PM
3/3/22	at Niagara* (ESPN+)	3 PM
3/5/22	at Canisius* (ESPN3)	1 PM

Home events in CAPS and BOLD;

MAAC Games noted by an asterisk; all times in Eastern Time

GAELS WRAP CALENDAR YEAR VERSUS STAGS



Iona visits Fairfield at the Webster Bank Arena on Thursday evening, hoping to earn their first win over a league opponent this season. Fairfield enters with an unblemished 2-0 mark in MAAC play, notching victories over conference powerhouses Marist and Quinnipiac.

SCOUTING THE GAELS

• Iona returns 11 players from a year prior (four starters) and welcome five newcomers to the program (three true freshmen and two transfers).

• Senior Juana Camilion was voted to the 2021-22 Preseason All-MAAC Second Team. She has scored in double-figures in five of Iona's seven contests this year.

• The Maroon & Gold welcome back five of their top six scorers from last season, including the top three scorers in 2020-21: Camilion, Vezalidenos and Athias.

• Iona was selected to finish sixth in the 2021-22 MAAC Preseason Coaches' Poll.

SCOUTING THE STAGS

• Fairfield enters fresh off a huge road win over Quinnipiac. Previously, the Stags defeated Marist to open conference play. Fairfield looks to move to 3-0 in the MAAC for the third straight season.

• Preseason MAAC Player of the Year Lou Lopez-Senechal leads the MAAC in scoring (19.0 ppg).

• Joe Frager begins his 15th and final season as the leader of the Stags. He has mentored 32 All-MAAC honorees, 11 of which have appeared on the conference's first team.

IONA WBB TALE OF THE TAPE

IONA	CATEGORY	FFD
2-5	Overall Record	5-5
0-2	Conference Record	2-0
54.1	Scoring Offense	62.0
59.0	Scoring Defense	63.5
-4.6	Scoring Margin	-1.5
40.1%	FG Pct.	39.9%
60.3%	FT Pct.	76.1%
27.0%	3PT FG Pct.	30.3%
44.3%	Opp. FG Pct.	39.7%
39.0%	Opp. 3PT FG Pct.	28.8%
5.4	3PT FG/G	5.0
28.1	REB/G	34.2
34.6	Opp. REB/G	38.3
-6.4	Reb. Margin	-4.1
1.9	BLK/G	1.0
8.1	STL/G	6.5
+3.3	TO Margin	+3.0
0.8	AST/TO Ratio	1.1

Keep up with the latest news surrounding Iona Women's Basketball by following the team on Facebook, Twitter, and Instagram.



/IONAGAELSWBB



@IONA_WBB



@IONAWBB

2021-22 Iona Gaels at a Glance

No.	Name	Cl.	Pos.	Ht.	PPG	RPG	APG	Of Note
1	Jazmin Benn	Gr.	G/F	5-11	2.1	1.0	0.3	Grad. transfer from Division II Biola University... 2x All-PacWest selection at Biola
2	Olivia Vezalidenos	Gr.	G	5-7	7.4	1.6	0.9	Season-high 11 points last time out... Tied Iona record with 7 trifectas at Niagara last season
3	Addy Salzer	Fr.	G	5-11	---	---	---	2020-21 McDonalds All-American... All-Conference and All-State Honorable Mention (Waconia HS)
5	Shyan Mwai	Sr.	G	5-6	6.4	1.4	2.0	Averaged 6.0 ppg and 1.8 rpg in 15 games last season... 2x MAAC ROTW in 2018-19
10	Thoranna Hodge-Carr	So.	G	5-8	2.7	2.0	0.9	Averaged 2.4 ppg and 2.2 rpg across 10.5 mpg during shortened 2020-21 season
11	Paulla Weekes	Jr.	F	5-10	1.2	1.8	0.4	Two double-doubles last season... 2019-20 MAAC All-Rookie selection
12	Isabelle Lipinski	Jr.	F	6-2	5.7	3.0	1.0	Transfer from Division II Franklin Pierce... 2019-20 NE-10 Conference Second Team honoree
13	Lucia Becerra Perez	Jr.	G	5-7	1.2	1.0	1.2	Played in all 15 games last year, starting all but one... Averaged 2.3 ppg, 1.6 rpg and 2.1 apg
15	Sydney Avoletta	So.	F	6-4	---	---	---	Appeared in eight contests during 2020-21 season... Registered a block in four games
22	Juana Camilion	Sr.	G	5-10	12.6	4.7	4.1	Has registered double-digit points in 5/7 contests... 2x All-MAAC Third Team honoree
23	Anouschka Meijer	So.	G	6-1	0.7	1.6	0.4	Played in all 15 games, making six starts last year... Averaged 2.3 ppg, 2.1 rpg and 1.7 apg
30	Ketsia Athias	Sr.	F/C	6-2	9.9	5.3	1.7	Career best PTS (20), REB (10) and FG (10) vs. Monmouth... Joined team mid-season in 2020-21
32	Judith Gomez	Fr.	G	5-9	3.1	1.6	1.0	Freshman from Barcelona, Spain... Played scholastically at IES Francisc Macià
33	Hannah King	Sr.	F	6-2	---	---	---	Transfer from College of Central Florida... Appeared in 13 contests, making two starts in 2020-21
34	Marina Cenis	Fr.	G	5-7	1.4	0.6	0.3	Freshman from Zaragoza... Played scholastically at Colegio San Agustín Zaragoza
35	Jessica Rogers	Sr.	G	6-1	1.5	0.0	0.0	Transfer from Rhode Island... Scored her first basket of the season at UMass (Nov. 16)



THE CHAMBERS FILE

Year at Iona:	Ninth Season
Birth Date:	June 19, 1981
Age:	40
Hometown:	Cheverly, MD
High School:	Archbishop Carroll
Alma Mater:	BA, Hofstra University - Psychology MS, Adelphi University - Psychology

COACHING EXPERIENCE

2006-2008

Molloy College - Assistant Coach

2008-2010

UMBC - Assistant Coach

2011-2013

Virginia Tech - Assistant Coach

2014-Present

Iona College - Head Coach

COACHING RECORD

Year	School	Position	W-L
2006-07	Molloy	Asst. Coach	15-14
2007-08	Molloy	Asst. Coach	19-12
2008-09	UMBC	Asst. Coach	14-16
2009-10	UMBC	Asst. Coach	13-17
2010-11	UMBC	Asst. Coach	20-12
2011-12	Va. Tech	Asst. Coach	11-19
2012-13	Va. Tech	Asst. Coach	10-20
2013-14	Iona	Head Coach	26-6
2014-15	Iona	Head Coach	15-15
2015-16	Iona	Head Coach	23-12
2016-17	Iona	Head Coach	18-13
2017-18	Iona	Head Coach	2-28
2018-19	Iona	Head Coach	5-26
2019-20	Iona	Head Coach	9-21
2020-21	Iona	Head Coach	6-9
2021-22	Iona	Head Coach	2-5
Ninth Season			106-135 (.440)

VS. MAAC OPPONENTS

TEAM	W	L	STREAK	LAST
Canisius	10	3	W2	W, 78-72
Fairfield	6	9	L1	L, 63-56
Manhattan	7	10	L9	L, 48-44
Marist	4	11	L6	L, 61-49
Monmouth	11	8	L1	L, 64-55
Niagara	10	5	L1	L, 81-63
Quinnipiac	5	11	L1	L, 67-63
Rider	6	11	W2	W, 56-40
Saint Peter's	13	4	L4	L, 61-50
Siena	10	8	L1	L, 57-45
Total	82	80	L3	

BILLI CHAMBERS

Head Coach

Hofstra '03 - Ninth Season

Iona College women's basketball head coach Billi Chambers enters her eighth season at the helm of the Iona College women's basketball program in 2020-21.

During the 2019-2020 season the Gaels out-did their predicted finish in the MAAC Preseason Coaches' Poll, and finished in a tie for sixth in the standings. The Maroon & Gold began conference play with a win over Quinnipiac, snapping the Bobcats' 52- game conference win streak. The Gaels also swept its annual Western New York swing at Canisius and Niagara for the first time since the 2016-17 season.

Juana Camilion, a 2018-19 MAAC All-Rookie selection, was selected to the Preseason All-MAAC Third Team. She completed the 2019-20 season ranked No. 18 in the MAAC in scoring, No. 11 in assists per game and No. 4 in steals per game. Camilion earned a spot on the All-MAAC Third Team. Paulla Weekes, was named to the MAAC All-Rookie Team, marking the third consecutive season that a member of the Maroon & Gold appeared on the conference's rookie list, and seventh consecutive season that a Gael has appeared on an All-Conference squad

The Gaels sported one of the youngest teams in the country in 2017-18. Toyosi Abiola carried the torch as the unanimous selection for MAAC Rookie of the Year. The MAAC All-Rookie Team honoree was a nine-time MAAC Rookie of the Week. Alexis Lewis was also named to the All-MAAC Third Team.

The Gaels finished the 2016-17 season with a 18-13, 12-8 MAAC record. They entered the conference tournament as the No. 5 seed and advanced to the semifinal round following an upset of No. 4 Siena in the quarterfinal.

Lewis and Marina Lizarazu were named to the 2017 All-MAAC First Team and four student-athletes took home All-MAAC Academic Team honors.

In 2016, Chambers led the Iona women's basketball program to its first-ever MAAC tournament championship, taking down top seeded Quinnipiac in the championship game while also earning the Maroon & Gold's debut appearance in the NCAA Championship.

Lizarazu and Joy Adams were All-MAAC First Team performers. Lizarazu was Most Outstanding Player in the MAAC Championship. Iona secured the No. 15 seed and fell to regional host, No. 2 University of Maryland.

In her first season with the Gaels, Chambers led Iona to a program record 26 wins and a share of its first-ever MAAC regular season championship. Her 26 wins are the most by a rookie head coach in conference history.

During that 2013-14 campaign, Chambers led the Gaels on a historic 18-game winning streak, the longest in school history. She became the first rookie coach to win the MAAC Coach of the Year honor since 1991 and led all first-time head coaches in NCAA Division I with 26 overall wins and 18 victories in conference play.

For her efforts, Chambers was named the WBCA Spalding Maggie Dixon Division I Rookie Coach of the Year, given to the nation's top first-year head coach, becoming the first mentor in MAAC history to claim the honor. Chambers was also named the College Sports Madness Mid-Major Coach of the Year in 2014.

Prior to her arrival in New Rochelle, Chambers served as an assistant coach at Virginia Tech, on Dennis Wolff's staff when he took over the program in 2011-12. The Hokies improved their Atlantic Coast Conference mark in

both seasons under Wolff and Chambers.

At UMBC, Chambers served as an assistant coach and recruiting coordinator under head coach Phil Stern for three seasons. During the 2010-11 campaign, the Retrievers finished 20-12, earning the America East regular season championship and a berth into the Women's NIT.

Chambers spent two seasons as an assistant at Molloy College in Rockville Centre, New York. Under the tutelage of Tim O'Hagan, she helped guide the Lions to their first-ever East Coast Conference title and a berth in the NCAA Division II Tournament in 2008. Molloy posted a 34-26 overall record in her two seasons on the bench.

While at Molloy, Chambers also served as an athletics administrator. She was the Lions' Associate Director of Athletics, Senior Woman Administrator and Compliance Officer. She joined the Molloy staff after two years in the conference office as Associate Commissioner for Operations and SWA for the ECC.

The Cheverly, Maryland native attended Archbishop Carroll High School, where she was inducted into the Hall of Fame in the spring of 2018. She was a four-year letter winner at Hofstra, appearing in 79 games and making 28 starts from 1999-2003. She earned a bachelor's degree in psychology in May 2003 and a master's degree in psychology from Adelphi University in November 2005.

Chambers and her wife, Melba, reside in Norwalk, Connecticut.

ALL-MAAC HONOREES UNDER CHAMBERS

2013-14

Joy Adams	First Team
Damika Martinez	Player of the Year
Aleesha Powell	Second Team
Aaliyah Robinson	Sixth Player of the Year

2014-15

Joy Adams	First Team
Damika Martinez	Player of the Year

2015-16

Joy Adams	First Team
Marina Lizarazu	First Team
Alexis Lewis	All-Rookie
Alexis Lewis	Co-Sixth Player of the Year

2016-17

Alexis Lewis	First Team
Marina Lizarazu	First Team

2017-18

Alexis Lewis	Third Team
Toyosi Abiola	All-Rookie
Toyosi Abiola	Rookie of the Year

2018-19

Juana Camilion	All-Rookie
----------------	------------

2019-20

Juana Camilion	Third Team
Paulla Weekes	All-Rookie

2020-21

Juana Camilion	Third Team
----------------	------------



IONA GAELS BASKETBALL

ROSTER / QUICK FACTS

NUMERICAL

No.	Name	Cl.	Pos.	Ht.	Hometown / Last School
1	Jazmin Benn	Gr.	G/F	5-11	Woodland Hills, CA / Biola University
2	Olivia Vezaldenos	Gr.	G	5-7	Manteca, CA / Concordia Portland
3	Addy Salzer	Fr.	G	5-11	Saint Bonifacius, MN / Waconia
5	Shyan Mwai	Sr.	G	5-6	Lowell, MA / Lowell
10	Thoranna Hodge-Carr	So.	G	5-8	Keflavik, Iceland / Fjölbrautaskóli Suðurnesja
11	Paulla Weekes	R-Jr.	F	5-10	Toronto, Ontario / St. Joseph's College School
12	Isabelle Lipinski	Jr.	F	6-2	Farmington, CT / Franklin Pierce
13	Lucia Becerra Perez	Jr.	G	5-7	Tenerife, Spain / IES Viera y Clavijo
15	Sydney Avoletta	So.	F	6-4	Sterling, VA / St. Paul VI Catholic
22	Juana Camilion	Sr.	G	5-10	Palma de Mallorca, Spain / IES Antonio Maura
23	Anouschka Meijer	So.	G	5-10	Amsterdam, Netherlands / Caland Lyceum
30	Ketsia Athias	Sr.	F	6-2	Brooklyn, NY / NYIT
32	Judith Gomez	Fr.	G	5-9	Barcelona, Spain / IES Francesc Macia
33	Hannah King	Sr.	F	5-11	Apopka, FL / College of Central Florida
34	Marina Cenis	Fr.	G	5-7	Zaragoza, Spain / Colegio San Agustin Zaragoza
35	Jessica Rogers	Sr.	G	6-1	Rutherford, NJ / Rhode Island

Head Coach: Billi Chambers (Hofstra '03), ninth season

Associate Head Coach: Ashlee Kelly (Quinnipiac '04)

Assistant Coaches: Nick Volchok (Rockland State '02), Jordan McCann (Illinois '13)

Director of Operations: Alyssa Casino (Manhattanville '15)

Head Athletic Trainer: Sam De Rosa

Strength & Conditioning Coach: Nick Cruz (LIU Brooklyn '16)

Athletic Communications Contact: Jack Clark (Iona '17)

BY CLASS:

Grads (2)	Jazmin Benn Olivia Vezaldenos
Seniors (5)	Ketsia Athias Juana Camilion Hannah King Shyan Mwai Jessica Rogers
Juniors (3)	Lucia Becerra Isabelle Lipinski Paulla Weekes
Sophomores (3)	Sydney Avoletta Thoranna Hodge-Carr Anouschka Meijer
Freshmen (3)	Marina Cenis Judith Gomez Addy Salzer

BY STATE/COUNTRY:

California (2)	Jazmin Benn Olivia Vezaldenos
Canada (1)	Paulla Weekes
Connecticut (1)	Isabelle Lipinski
Florida (1)	Hannah King
Iceland (1)	Thoranna Hodge-Carr
Massachusetts (1)	Shyan Mwai
Minnesota (1)	Addy Salzer
Netherlands (1)	Anouschka Meijer
New Jersey (1)	Jessica Rogers
New York (1)	Ketsia Athias
Spain (4)	Lucia Becerra Marina Cenis Juana Camilion Judith Gomez
Virginia (1)	Sydney Avoletta

BY TENURE:

Returners (11)	Ketsia Athias ^S Sydney Avoletta Lucia Becerra Juana Camilion ^S Thoranna Hodge-Carr Hannah King Anouschka Meijer Shyan Mwai Jessica Rogers Olivia Vezaldenos Paulla Weekes ^S
Newcomers (5)	Jazmin Benn Marina Cenis Judith Gomez Isabelle Lipinski Addy Salzer

^S - returning 2020-21 starter

PRONUNCIATION GUIDE:

#1 Jazmin	Jasmin
#2 Vezaldenos	VEZZEL-dean-yos
#5 Shyan Mwai	Cheyenne MOY
#10 Thoranna	THOR-ana

#13 Lucia Becerra	LOO-see-ah BUH-cerra
#22 Juana Camilion	JUAN-uh CAH-mealy-own
#23 Anouschka Meijer	UH-new-schka Myer
#30 Ketsia Athias	KET-see-ah UH-thee-iss
#34 Cenis	THEN-iss

QUICK FACTS

Name	Iona College
Location	New Rochelle, NY 10801-1890
Founded	1940
Enrollment	3,287
Nickname	Gaels
Colors	Maroon & Gold
Affiliation	NCAA Division I
Conference	Metro Atlantic Athletic (MAAC)
Home Court (Capacity)	Hynes Center (2,578)
President	Seamus Carey, Ph.D.
Director of Athletics	Matt Glovaski
Sr. Assoc. AD/Sports Med.	Sam De Rosa
Strength and Conditioning Coach	Nick Cruz
Team Physician	Dr. Riley Williams
Athletics Phone	(914) 633-2654

BASKETBALL INFORMATION

First Season	1974-75 (46 years)
All-Time Record	538-806 (.400)
NCAA Appearances	1 (2016)
NIT Appearances	5 (2007, 2008, 2010, 2013, 2014)
MAAC Tournament Championships	1 (2016)
MAAC Regular Season Championships	1 (2013-14)
2020-21 Record	6-9
2020-21 MAAC Record/Finish	5-6 / 6th
Head Coach	Billi Chambers (ninth season)
Record at Iona	106-135 (8+ seasons)
NCAA Record	106-135 (.440) / 8+ seasons
Associate Head Coach	Ashlee Kelly
Assistant Coach	Nick Volchok
Asst. Coach/Recruiting Coord.	Jordan McCann
Dir. of Operations	Alyssa Casino

ATHLETIC COMMUNICATIONS

Sr. Associate AD	Brian Beyrer (Iona '01)
Office	(914) 637-2726
Cell	(914) 497-3136
E-mail	bbeyrer@iona.edu
Assistant AD	Jack Clark (Iona '17)
Office	(914) 633-2334
Cell	(631) 478-9046
E-mail	jclark@iona.edu
Asst. Director	Garret Murray (Iona '19)
Office	(914) 633-2057
E-mail	gmurray@iona.edu
Graduate Asst.	Jack Ravitz (Sacred Heart '21)
Office	(914) 633-2057
E-mail	jravitz1@gaelsona.edu

IONA GAELS MULTIMEDIA: SOCIAL MEDIA GUIDE



@ICGaels, @IonaWBB, #ICWBB

HEADLINES

IONA SIXTH IN PRESEASON COACHES' POLL

- Iona was selected by the league's coaches to finish sixth, just ahead of Niagara.
- The Quinnipiac Bobcats were selected as the preseason favorites to win the MAAC, receiving six of 11 first place votes. Fairfield's Lou Lopez-Senechal was voted the MAAC Preseason Player of the Year.
- The defending MAAC Champion Marist Red Foxes were predicted to finish third, garnering just one first place vote. Manhattan and Fairfield split the remaining four votes.

GAELS BRING IN FIVE NEWCOMERS TO NEW ROCHELLE FOR 2021-22 SEASON

- Iona welcomes five fresh faces to the program for the 2021-22 season. Three of Iona's five newcomers are freshmen: Marina Cenis, Judith Gomez and Addy Salzer.
- The Gaels brought in a pair of transfers for the upcoming season: Jazmin Benn (Biola University), and Isabelle Lipinski (Franklin Pierce).
- The five newcomers join a returning class of 11 Gaels, 10 of whom will be upperclassmen in the 2021-22 season.

2021-22 MAAC PRESEASON COACHES' POLL

1.	Quinnipiac	115 (6)
2.	Manhattan	105 (2)
3.	Fairfield	99 (2)
4.	Marist	93 (1)
5.	Rider	66
6.	Iona	55
7.	Niagara	51
8.	Saint Peter's	50
9.	Siena	44
10.	Monmouth	33
11.	Canisius	15

MAAC CONTINUES UNITED FOR JUSTICE CAMPAIGN

- As a collection of colleges and universities committed to racial justice and individual dignity, the MAAC has committed to work with others in college sports to foster understanding and effect lasting change to advance social justice.
- Elements of the multi-year campaign can be found on school campuses, live game broadcasts, online, on social media and on the court.
- MAAC basketball programs will be focusing their efforts specifically on Black Lives Matter by wearing BLM uniform patches and coaches' pins throughout the season. They will also be able to showcase individualized social justice messaging on their warm-up shirts. Additionally, the conference has supplied floor decals for member institutions to use on their home courts in an effort to spread awareness.

CAMILION NAMED PRESEASON ALL-MAAC

- Senior Juana Camilion was named to the 2021-22 Preseason All-MAAC Second Team.
- Camilion was an All-MAAC Third Teamer last season, the second straight season she appeared on the league's third team.
- Last season, Camilion averaged 12.7 points, 4.9 rebounds and 2.9 assists across 33.8 minutes per game.
- She finished the season with 52 steals and 3.5 steals per game, which led the MAAC. That mark ranked fourth in the NCAA.

GAELS RETURN PLETHORA OF SCORERS FOR 2021-22 CAMPAIGN

- Iona welcomes back six of its seven top scorers from the year prior.
- The Maroon & Gold return the top three scorers from the 2020-21 season in Juana Camilion, Olivia Vezaldenos and Ketsia Athias.
- Camilion finished with the seventh highest scoring average in the conference, Vezaldenos was the leading scorer among all MAAC players who started less than a third of their teams games and Athias reached double-digit points in three of her six contests last year.

MAAC TOURNAMENT CONTINUES ON IN ATLANTIC CITY, NEW JERSEY FOR 2021-22

- The Jim Whelan Boardwalk Hall in Atlantic City, NJ is the new host of the MAAC Men's and Women's Basketball Championships from 2020-22.
- The venue changed over from the Times Union Center, which hosted the postseason tournament every year since 2015.
- The 2022 MAAC Basketball Championship will take place March 8-12 with all games being broadcasted on the ESPN family of networks.

FUN WITH NUMBERS

Billi Chambers record by month (since 2013-14)				
	19-20	20-21	21-22	TOTAL
Nov.	1-5	0-1	2-3	14-33
Dec.	0-3	3-3	0-2	19-27
Jan.	3-4	1-1	0-0	34-30
Feb.	5-5	0-3	0-0	31-32
Mar.	0-4	2-1	0-0	8-13
Total	9-21	6-9	2-5	106-135
Billi Chambers record by day (since 2013-14)				
	19-20	20-21	21-22	TOTAL
Sun.	0-3	0-3	0-0	23-31
Mon.	1-1	0-0	0-1	7-12
Tues.	0-3	1-0	1-2	5-16
Wed.	0-0	0-1	0-0	8-6
Thur.	4-5	1-1	0-0	19-22
Fri.	0-2	3-1	0-0	26-18
Sat.	4-7	1-3	1-2	18-30
Total	9-21	6-9	2-5	106-135
Billi Chambers record by tipoff time (since 2013-14)				
	19-20	20-21	21-22	TOTAL
Morning	0-2	0-0	0-0	6-11
Afternoon	4-12	2-6	1-2	51-64
Evening	5-7	4-3	1-3	49-59
Total	9-21	6-9	2-5	106-135



2021-22 MAAC STANDINGS

(as of 12/30/21)

SCHOOL	MAAC			OVERALL		
	W	L	PCT	W	L	PCT
Fairfield	2	0	1.000	5	5	.500
Saint Peter's	2	0	1.000	5	6	.455
Monmouth	1	0	1.000	6	4	.600
Manhattan	1	1	.500	6	5	.545
Quinnipiac	1	1	.500	6	5	.545
Niagara	1	1	.500	4	6	.400
Marist	1	1	.500	3	7	.300
Rider	1	1	.500	3	8	.273
Siena	0	1	.000	0	9	.000
Iona	0	2	.000	2	5	.286
Canisius	0	2	.000	2	9	.182

UPCOMING MAAC SCHEDULE

Thursday, Dec. 30

Manhattan vs. Siena	PPD
Marist vs. Canisius	PPD
Saint Peter's vs. Quinnipiac	PPD

Saturday, Jan. 1

Monmouth vs. Fairfield	PPD
Siena vs. Niagara	PPD
Saint Peter's vs. Manhattan	PPD
Quinnipiac vs. Canisius	PPD

Thursday, Jan. 6

Quinnipiac vs. Monmouth	6 PM
IONA VS. SIENA	7 PM
Manhattan vs. Rider	7 PM
Fairfield vs. Saint Peter's	2 PM

Saturday, Jan. 8

Canisius vs. Niagara	1 PM
Marist vs. Manhattan	2 PM
Monmouth vs. Saint Peter's	2 PM
Siena vs. Quinnipiac	2 PM
Rider vs. Fairfield	7 PM

Thursday, Jan. 13

Niagara vs. Fairfield	11 AM
Quinnipiac vs. Saint Peter's	6 PM
Canisius vs. Rider	7 PM
MANHATTAN VS. IONA	7 PM
Marist vs. Siena	7 PM

Saturday, Jan. 15

IONA VS. QUINNIPAC	12 PM
Canisius vs. Fairfield	1 PM
Niagara vs. Rider	2 PM
Siena vs. Manhattan	2 PM
Marist vs. Monmouth	7 PM

Thursday, Jan. 20

Saint Peter's vs. Canisius	12 PM
Fairfield vs. Manhattan	5 PM
Rider vs. Siena	7 PM
Monmouth vs. Niagara	7 PM
IONA VS. MARIST	7 PM

LAST TIME OUT: MARIST 61, IONA 49 (POUGHKEEPSIE, NY - MCCANN ARENA)



Official Basketball Box Score - Final
Iona at Marist
 12/20/21 McCann Arena, Poughkeepsie
 2021-22 Women's Basketball

Game Time: 7:00 PM
 Game Duration: 1:44
 Attendance: 1,018

Officials: John Capolino, Robert McDow, Lori Deutsch

Iona - 49

Record: 2-5 (0-2)

NO.	Name	Min	FG M-A	3P M-A	FT M-A	Rebounds OR DR TOT	Fouls PF FD	TP	AS	TO	ST	Blocks BS BA	+/-
11	Paulla Weekes	F 02:23	0-0	0-0	0-0	0 0 0	0 0	0	0	2	0	0 0	-4
30	Ketsia Athias	F 22:27	2-3	0-0	0-0	0 5 5	0 1	4	2	5	0	0 0	-8
2	Olivia Vezaldenos	G 32:35	4-11	3-10	0-0	0 1 1	2 1	11	0	2	1	0 2	-16
22	Juana Camilion	G 37:38	3-11	1-6	0-0	1 6 7	3 3	7	7	5	4	0 1	-14
34	Marina Cenis	G 03:06	0-0	0-0	0-0	0 0 0	1 0 0	0	0	1	0	0 0	-7
10	Thoranna Hodge-Carr	19:56	2-5	1-1	0-2	0 6 6	2 1	5	2	0	1	0 1	2
23	Anouschka Meijer	05:14	0-1	0-0	0-0	0 0 0	0 0 0	0	0	2	0	0 0	0
5	Shyan Mwai	36:07	5-9	1-4	1-2	0 1 1	2 2	12	1	3	1	1 0	-5
12	Izzy Lipinski	06:39	0-1	0-0	2-2	1 0 1	0 1	2	0	1	0	0 0	-10
32	Judith Gomez	18:33	2-3	1-2	0-0	0 1 1	1 0	5	0	0	1	1 0	8
1	Jazz Benn	15:22	1-3	1-2	0-0	0 1 1	1 1	3	0	2	1	0 0	-6
Team						1 1 2		0		0			
Totals			19-47	8-25	3-6	3 22 25	12 10	49	12	23	9	2 4	-12

Technical Fouls::NONE

Shooting By Period			
1 st	FG%	3-8	37.5%
	3PT%	1-3	33.3%
	FT%	0-2	0%
2 nd	FG%	4-11	36.4%
	3PT%	2-7	28.6%
	FT%	0-0	0%
3 rd	FG%	4-12	33.3%
	3PT%	2-8	25.0%
	FT%	2-2	100%
4 th	FG%	8-16	50.0%
	3PT%	3-7	42.9%
	FT%	1-2	50%
GM	FG%	19-47	40.4%
	3PT%	8-25	32.0%
	FT%	3-6	50.0%

Dead Ball Rebounds: 2, 0

Marist - 61

Record: 3-7 (1-1)

NO.	Name	Min	FG M-A	3P M-A	FT M-A	Rebounds OR DR TOT	Fouls PF FD	TP	AS	TO	ST	Blocks BS BA	+/-
20	Zaria Shazer	F 26:42	4-8	0-0	0-0	0 7 7	2 1	8	0	3	2	1 0	14
32	Samantha Bailey	F 21:51	3-4	1-1	0-0	2 1 3	1 2	7	1	2	1	0 0	17
3	Kiara Fisher	G 33:05	5-15	1-3	6-7	1 2 3	1 5	17	6	2	4	1 0	21
5	Trinasia Kennedy	G 24:05	4-9	1-3	1-1	1 4 5	0 1	10	3	3	0	0 1	8
33	Kendall Krick	G 28:38	2-5	0-2	0-0	1 2 3	3 0	4	0	3	2	0 1	7
13	Julianna Bonilla	24:35	3-5	1-1	0-0	1 3 4	2 1	7	2	2	1	0 0	0
30	Siobhan Boylan	25:38	2-5	0-0	1-2	2 3 5	0 1	5	2	1	1	1 0	1
4	Emma Wax	15:01	1-3	1-1	0-0	0 1 1	1 1	3	0	2	2	1 0	-8
25	Catie Cunningham	00:25	0-0	0-0	0-0	0 0 0	0 0 0	0	0	0	0	0 0	0
Team						0 3 3		0		1			
Totals			24-54	5-11	8-10	8 26 34	10 12	61	14	19	13	4 2	12

Technical Fouls::NONE

Shooting By Period			
1 st	FG%	5-13	38.5%
	3PT%	2-4	50.0%
	FT%	2-3	66.7%
2 nd	FG%	6-13	46.2%
	3PT%	1-2	50.0%
	FT%	2-2	100%
3 rd	FG%	8-14	57.1%
	3PT%	2-3	66.7%
	FT%	1-1	100%
4 th	FG%	5-14	35.7%
	3PT%	0-2	0.0%
	FT%	3-4	75%
GM	FG%	24-54	44.4%
	3PT%	5-11	45.5%
	FT%	8-10	80.0%

Dead Ball Rebounds: 2, 0

	ION	MAR
Biggest lead	2 (1 st 9:32)	21 (3 rd 1:25)
Best Scoring Run	7 (4 th 1:58)	11 (1 st 4:27)
Lead Changes	1	
Times Tied	0	
Time with Lead	00:32	39:00

	ION	MAR
Points from		
Turnovers	13	19
Paint	16	28
Second Chance	0	9
Fast Breaks	15	7
Bench	27	15

Period by Period Scoring					
	1st	2nd	3rd	4th	TOT
ION	7	10	12	20	49
MAR	14	15	19	13	61

2021-22 INDIVIDUAL SEASON BESTS

Iona	Opponents
Points	Points
20 Ketsia Athias vs. MON (12/18)	27 Stella Clark vs. MON (12/18)
18 Juana Camilion vs. MON (12/18)	25 Sydney Taylor at UMass (11/16)
Rebounds	Rebounds
10 Ketsia Athias vs. MON (12/18)	14 Brooke Bjelko at BRY (11/9)
10 Juana Camilion vs. SBU (11/20)	13 Sam Breen at UMass (11/16)
Assists	Assists
7 Juana Camilion at MAR (12/20)	7 Fatou Jallow at BRY (11/9)
5 Juana Camilion vs. BUCK (11/23)	6 (2x) Last: Kiara Fisher at MAR (12/20)
Steals	Steals
4 (3x) Last: Juana Camilion at MAR (12/20)	5 Stella Clark vs. MON (12/18)
	5 Earlette Scott vs. SBU (11/20)
Blocks	Blocks
3 Ketsia Athias at BRY (11/9)	3 (2x) Last: Carly Krsul vs. BUCK (11/23)

2021-22 INDIVIDUAL GAME LEADERS

PLAYER	PTS	REB	AST	STL	BLK
Athias	2	4	1	1	2
Avoletta	-	-	-	-	-
Becerra Perez	-	-	-	-	-
Benn	-	-	-	-	-
Camilion	3	4	5	4	2
Cenis	-	-	-	-	-
Gomez	-	-	-	1	1
Hodge-Carr	-	-	-	1	-
King	-	-	-	-	-
Lipinski	-	1	1	-	1
Meijer	-	-	-	-	-
Mwai	1	-	2	-	1
Rogers	-	-	-	-	-
Salzer	-	-	-	-	-
Vezaldenos	1	-	-	1	1
Weekes	-	-	-	-	1

2021-22 IONA SCHEDULE/RESULTS & LEADERS

Game Records

Record	Overall	Home	Away	Neutral
ALL GAMES	2-5	1-3	1-2	0-0
CONFERENCE	0-2	0-1	0-1	0-0
NON-CONFERENCE	2-3	1-2	1-1	0-0

Team Results

Date	Opponent		Score	Att.	High Points	High Rebounds
11/09/2021	at Bryant	W	60-56	130	(15) CAMILION, Juana	(5) CAMILION, Juana
11/13/2021	Winthrop	W	67-45	2259	(15) CAMILION, Juana	(7) ATHIAS, Ketsia
11/16/2021	at Massachusetts	L	56-79	612	(14) ATHIAS, Ketsia	(4) CAMILION, Juana
						(4) ATHIAS, Ketsia
11/20/2021	Stony Brook	L	46-53	283	(14) CAMILION, Juana	(10) CAMILION, Juana
11/23/2021	Bucknell	L	48-55	412	(11) VEZALDENOS, Olivia	(4) LIPINSKI, Izzy
						(4) ATHIAS, Ketsia
12/18/2021	Monmouth	L	55-64	287	(20) ATHIAS, Ketsia	(10) ATHIAS, Ketsia
12/20/2021	at Marist	L	49-61	1018	(12) MWAI, Shyan	(7) CAMILION, Juana

Attendance Summary

	Games	Attend	Avg/Game
Home	4	3241	810
Away	3	1760	587
Neutral	0	0	0
Total	7	5001	714

2021-22 IONA BY THE NUMBERS...

(UNDER CHAMBERS IN PARENTHESIS)

Iona Record:

Overall	2-5 (106-135)
MAAC	0-2 (82-79)
At the Hynes Athletics Center.....	1-3 (53-58)
On the Road	1-2 (48-66)
Neutral Sites	0-0 (5-11)
MAAC Home Games.....	0-1 (38-36)
MAAC Away Games.....	0-1 (38-37)
Leading at the half.....	2-2 (59-28)
Trailing at the half	0-3 (18-90)
Tied at the half	0-0 (29-16)
Overtime.....	0-0 (2-3)
After a win.....	1-1 (62-43)
After a loss.....	0-4 (42-92)
Vs. Ranked Opponents.....	0-0 (0-2)

Day of the Week:

Sunday	0-0 (23-31)
Monday	0-1 (7-12)
Tuesday	1-2 (5-16)
Wednesday.....	0-0 (8-6)
Thursday	0-0 (19-22)
Friday	0-0 (26-19)
Saturday.....	1-2 (18-30)

Month:

November	2-3 (14-33)
December	0-2 (19-27)
January.....	0-0 (34-30)
February	0-0 (31-32)
March.....	0-0 (8-13)

Tip-off Time:

Day games	1-2 (57-76)
Night games (after 5 p.m.).....	1-3 (49-59)

When Iona Scores:

Less than 50 points	0-3 (2-58)
50-59 points	0-2 (24-47)
60-69 points	2-0 (37-22)
70-79 points	0-0 (28-4)
80-89 points	0-0 (13-3)
89+ Points.....	0-0 (2-1)

When Opponent Scores:

Less than 50 points	1-0 (27-3)
50-59 points	1-2 (46-35)
60-69 points	0-2 (19-41)
70-79 points	0-1 (11-38)
80-89 points	0-0 (3-14)
More than 89 points.....	0-0 (0-4)

When Iona's FG Percentage is:

Less than 35%	0-1 (12-60)
35-39.9%.....	0-2 (22-44)
40-44.9%.....	0-2 (36-22)
45-49.9%.....	2-0 (26-6)
50% or higher	0-0 (10-3)

When Opponents' FG Percentage is:

Less than 35%	0-1 (38-10)
35-39.9%.....	2-0 (28-25)
40-44.9%.....	0-2 (29-46)
45-49.9%.....	0-0 (10-28)
50% or higher	0-2 (1-26)

At the Free Throw Line:

When Iona makes more FTs.....	0-1 (57-25)
When Iona shoots more FTs	0-1 (54-21)
When opponents make more FTs.....	2-4 (42-102)
When opponents shoot more FTs.....	2-4 (47-109)
When free throws made are equal	0-0 (7-8)
When free throws shot are equal	0-0 (5-5)

From Behind the Arc:

When Iona makes more threes	1-2 (89-54)
When opponents make more threes.....	1-3 (12-62)
Three pointers are equal	0-0 (5-19)

Rebounds:

When Iona out rebounds opponent	1-3 (69-38)
When opponent out rebounds Iona	1-2 (32-92)
When rebounds are equal	0-0 (5-5)

Assists:

When Iona has more assists	2-1 (72-19)
When opponent has more assists	0-3 (25-104)
When assists are equal	0-1 (9-12)

Turnovers:

When opponent causes more TOs	0-1 (44-85)
When Iona causes more TOs	2-2 (57-38)
When turnovers are equal	0-2 (5-12)

Margin of Victory/Loss:

5 points or less	1-0 (20-25)
6-10 points	0-3 (27-28)
11-15 points.....	0-1 (30-31)
16-20 points.....	0-0 (17-13)
20 or more points.....	1-1 (12-36)

2021-22 IONA CATEGORY LEADERS

Points

##	Player	G	Pts	Pts/G
22	Camilion, Juana	7	88	12.6
30	Athias, Ketsia	7	69	9.9
2	Vezaldenos, Olivia	7	52	7.4
5	Mwai, Shyan	7	45	6.4
12	Lipinski, Izzy	7	40	5.7
32	Gomez, Judith	7	22	3.1
10	Hodge-Carr, Thoranna	7	19	2.7
1	Benn, Jazz	7	15	2.1
34	Cenis, Marina	7	10	1.4
13	Becerra Perez, Lucia	6	7	1.2
11	Weekes, Paulla	5	6	1.2
23	Meijer, Anouschka	7	5	0.7
35	Rogers, Jessica	2	3	1.5

Scoring Average

##	Player	G	Pts	Pts/G
22	Camilion, Juana	7	88	12.6
30	Athias, Ketsia	7	69	9.9
2	Vezaldenos, Olivia	7	52	7.4
5	Mwai, Shyan	7	45	6.4
12	Lipinski, Izzy	7	40	5.7
32	Gomez, Judith	7	22	3.1
10	Hodge-Carr, Thoranna	7	19	2.7
1	Benn, Jazz	7	15	2.1
35	Rogers, Jessica	2	3	1.5
34	Cenis, Marina	7	10	1.4
11	Weekes, Paulla	5	6	1.2
13	Becerra Perez, Lucia	6	7	1.2
23	Meijer, Anouschka	7	5	0.7

Field Goal Percentage

##	Player	FG	Att	Pct
11	Weekes, Paulla	2	2	1.000
34	Cenis, Marina	4	6	.667
30	Athias, Ketsia	33	61	.541
12	Lipinski, Izzy	14	28	.500
13	Becerra Perez, Lucia	3	6	.500
10	Hodge-Carr, Thoranna	8	17	.471
1	Benn, Jazz	5	11	.455
22	Camilion, Juana	34	94	.362
5	Mwai, Shyan	17	47	.362
2	Vezaldenos, Olivia	19	56	.339
35	Rogers, Jessica	1	3	.333
32	Gomez, Judith	9	28	.321
23	Meijer, Anouschka	2	18	.111

Field Goal Attempts

##	Player	G	Att	Att/G
22	Camilion, Juana	7	94	13.4
30	Athias, Ketsia	7	61	8.7
2	Vezaldenos, Olivia	7	56	8.0
5	Mwai, Shyan	7	47	6.7
12	Lipinski, Izzy	7	28	4.0

Field Goals Made

##	Player	G	Made	Made/G
22	Camilion, Juana	7	34	4.9
30	Athias, Ketsia	7	33	4.7
2	Vezaldenos, Olivia	7	19	2.7
5	Mwai, Shyan	7	17	2.4
12	Lipinski, Izzy	7	14	2.0

2021-22 IONA POINTS-REBOUNDS-ASSISTS

Opponent	Date	Score	1	2	5	10	11	12	13	22	23	30	32
			BENN,JAZZ	VEZALDENOS	MWAI,SHYAN	HODGE-CARR	WEEKES,PAU	LIPINSKI,I	BECERRA PE	CAMILION,J	MEIJER,ANO	ATHIAS,KET	GOMEZ,JUDI
at Bryant	11/09/2021	60-56 W	0-1-0	5-3-1	10-0-3	2-0-1	2-1-1	5-4-2	2-0-1	15-5-3	3-1-0	6-4-2	3-2-2
Winthrop	11/13/2021	67-45 W	0-0-0	7-2-2	13-1-5	7-1-1	0-5-0	10-6-1	0-0-3	15-1-3	0-2-0	10-7-1	5-3-2
at Massachusetts	11/16/2021	56-79 L	6-0-0	3-1-0	2-1-1	2-3-0	3-1-1	7-2-4	2-0-1	9-4-2	0-1-1	14-4-0	4-2-2
Stony Brook	11/20/2021	46-53 L	3-3-0	6-1-1	8-4-1	0-1-0	1-2-0	4-3-0	0-1-1	14-10-3	0-2-0	7-3-3	3-1-0
Bucknell	11/23/2021	48-55 L	1-2-2	11-2-1	0-2-1	1-2-2	DNP	10-4-0	3-2-0	10-3-6	2-3-2	8-4-2	2-2-0
Monmouth	12/18/2021	55-64 L	2-0-0	9-1-1	0-1-2	2-1-0	DNP	2-1-0	0-3-1	18-3-5	0-2-0	20-10-2	0-0-1
at Marist	12/20/2021	49-61 L	3-1-0	11-1-0	12-1-1	5-6-2	0-0-0	2-1-0	DNP	7-7-7	0-0-0	4-5-2	5-1-0

Opponent	Date	Score	34	35
			CENIS,MARI	ROGERS,JES
at Bryant	11/09/2021	60-56 W	7-0-0	DNP
Winthrop	11/13/2021	67-45 W	0-0-0	0-0-0
at Massachusetts	11/16/2021	56-79 L	1-1-2	3-0-0
Stony Brook	11/20/2021	46-53 L	0-0-0	DNP
Bucknell	11/23/2021	48-55 L	0-0-0	DNP
Monmouth	12/18/2021	55-64 L	2-3-0	DNP
at Marist	12/20/2021	49-61 L	0-0-0	DNP



1 • JAZMIN BENN

GRADUATE STUDENT • GUARD/FORWARD • 5-9 • WOODLAND HILLS, CA

2.1 PPG, 1.0 RPG, 0.3 APG, 45.5 FG%, 57.1 3FG%, 25.0 FT%, 13.5 MIN/G

Before Iona (Biola)

- Appeared in 92 games during her four-year career at Biola, making 82 starts
- 2x All-PacWest selection at Biola
- Played in 26 games in her true freshman season. Scored at least 10 points in half of her games and her 84 field goals made were second most on the team
- Played in and started all 28 games as a sophomore,
- leading the team in minutes played, points, field goals made and three-pointers made
- Scored in double figures 18 times and averaged a team-leading 31.9 minutes per game as a junior
- In nine-game, conference-only season in 2020-21, Benn averaged 11.8 points per game and shot 42.7%.
- Served as SAAC President at Biola (2019-20)
- Dean's List honoree (2019-2021)

SEASON HIGHS

Points.....6, at UMass (11/16/21)
Rebounds.....3, vs. SBU (11/20/21)
Field Goals.....2, at UMass (11/16/21)
3PT Field Goals.....2, at UMass (11/16/21)
Free Throws.....1, vs. BUCK (11/23/21)
Assists.....2, vs. BUCK (11/23/21)
Blocks.....0
Steals.....1 (2x), at MAR (12/20/21)
Minutes.....21, vs. SBU (11/20/21)

CAREER HIGHS

Points.....6, at UMass (11/16/21)
Rebounds.....3, vs. SBU (11/20/21)
Field Goals.....2, at UMass (11/16/21)
3PT Field Goals.....2, at UMass (11/16/21)
Free Throws.....1, vs. BUCK (11/23/21)
Assists.....2, vs. BUCK (11/23/21)
Blocks.....0
Steals.....1 (2x), at MAR (12/20/21)
Minutes.....21, vs. SBU (11/20/21)

SUPERLATIVES SEASON CAREER

10+ points - -
20+ points - -
30+ points - -
5+ rebounds - -
10+ rebounds - -
5+ assists - -
10+ assists - -
Double-doubles - -
Led in points - -
Led in rebounds - -
Led in assists - -
Led in blocks - -
Led in steals - -

AWARDS

DOUBLE-DIGIT EFFORTS

YEAR	2018-19	2019-20	2020-21	2021-22	Total
Points	-	-	-	-	0
Rebounds	-	-	-	-	0
Assists	-	-	-	-	0



2 • OLIVIA VEZALDENOS

GRADUATE STUDENT • GUARD • 5-7 • MANTECA, CA

7.4 PPG, 1.6 RPG, 0.9 APG, 33.9 FG%, 26.1 3FG%, 66.7 FT%, 25.4 MIN/G

2020-21 Highlights

- Appeared in all 15 contests, making one start
- Averaged 9.8 ppg and 3.1 rpg across 24.9 mpg. Shot 36.7% from the floor and 34.9% from three
- 37 made three pointers was a team high and fourth in the MAAC. Averaged 2.5 made three pointers per game (2nd in MAAC) and her 34.9% mark from three was third best in the league.
- Scored a season high 25 points in win at Niagara (Jan. 1).
- Was one of 10 players in the conference to score 25 or more points in a game
- Reached double-digit points in eight contests and eclipsed 20 points in two games
- Hit a three-pointer in 13 of 15 appearances
- Seven three-pointers made at Niagara (Jan. 1) matched a program record for a single game
- Made 12/13 FTs in win over Sacred Heart, the third-most makes from the line in a single game in program history

SEASON HIGHS

Points.....11 (2x), at MAR (12/20/21)
Rebounds.....3, at BRY (11/9/21)
Field Goals.....5, vs. BUCK (11/23/21)
3PT Field Goals.....3 (2x), at MAR (12/20/21)
Free Throws.....2, vs. WIN (11/13/21)
Assists.....1 (2x), vs. WIN (11/13/21)
Blocks.....1, vs. SBU (11/20/21)
Steals.....3, vs. MON (12/18/21)
Minutes.....33, at MAR (12/20/21)

CAREER HIGHS

Points.....25, at NIAG (1/1/21)
Rebounds.....6, at MON (3/5/21)
Field Goals.....9, at NIAG (1/1/21)
3PT Field Goals.....7, at NIAG (1/1/21)
Free Throws.....12, vs. SHU (12/22/20)
Assists.....2, at MAN (2/13/21)
Blocks.....1 (2x), vs. SBU (11/20/21)
Steals.....3, vs. MON (12/18/21)
Minutes.....35, vs. SHU (12/22/20)

SUPERLATIVES SEASON CAREER

10+ points 1 9
20+ points - 2
30+ points - -
5+ rebounds - 1
10+ rebounds - -
5+ assists - -
10+ assists - -
Double-doubles - -
Led in points 1 5
Led in rebounds - -
Led in assists - -
Led in blocks - 1
Led in steals - -

AWARDS

DOUBLE-DIGIT EFFORTS

YEAR	2017-18	2018-19	2019-20	2020-21	Total
Points	-	-	8 (5-3)	1 (0-1)	9
Rebounds	-	-	-	-	0
Assists	-	-	-	-	0



3 • ADDY SALZER

FRESHMAN • GUARD • 5-11 • SAINT BONIFACIUS, MN

--- PPG, --- RPG, --- APG, --- FG%, --- 3FG%, --- FT%, --- MIN/G

Before Iona

- Attended Waconia HS and played AAU basketball with 43 Hoops
- Helped Waconia to first AAA State Tournament appearance in school history
- All-Conference
- All-State Honorable Mention

SEASON HIGHS

Points.....	0
Rebounds.....	0
Field Goals.....	0
3PT Field Goals.....	0
Free Throws.....	0
Assists.....	0
Blocks.....	0
Steals.....	0
Minutes.....	0

CAREER HIGHS

Points.....	0
Rebounds.....	0
Field Goals.....	0
3PT Field Goals.....	0
Free Throws.....	0
Assists.....	0
Blocks.....	0
Steals.....	0
Minutes.....	0

SUPERLATIVES SEASON CAREER

10+ points	-	-
20+ points	-	-
30+ points	-	-
5+ rebounds	-	-
10+ rebounds	-	-
5+ assists	-	-
10+ assists	-	-
Double-doubles	-	-
Led in points	-	-
Led in rebounds	-	-
Led in assists	-	-
Led in blocks	-	-
Led in steals	-	-

AWARDS

DOUBLE-DIGIT EFFORTS

YEAR	2018-19	2019-20	2020-21	2021-22	Total
Points	-	-	-	-	0
Rebounds	-	-	-	-	0
Assists	-	-	-	-	0



5 • SHYAN MWAI

SENIOR • GUARD • 5-6 • LOWELL, MA

6.4 PPG, 1.4 RPG, 2.0 APG, 36.2 FG%, 20.0 3FG%, 87.5 FT%, 20.8 MIN/G

2020-21 Highlights

- Played in all 15 contests, making one start
- Averaged 6.0 ppg and 1.8 rpg across 22.7 mpg
- Scored in double figures in three contests, including a season-high 13 points vs. Fairfield (Feb. 17)
- Hit a three-pointer in 10 of 15 games, including a stretch of seven straight games with at least one made three
- Matched a career best with three assists at Manhattan

2019-20 Highlights

- Played in all 30 games, making 12 starts
- Scored new career-high 22 points in season-opening win at Winthrop (Nov. 9)
- Reached the 20-point plateau in three contests
- Averaged 8.8 ppg and 2.1 rpg across 29.1 mpg
- Also set new career-highs in rebounds (7, vs. FFD), three-pointers (6, at WIN) and free throws (6, vs. SPU)

SEASON HIGHS

Points.....	13, vs. WIN (11/13/21)
Rebounds.....	4, vs. SBU (11/20/21)
Field Goals.....	5, at MAR (12/20/21)
3PT Field Goals.....	1 (4x), at MAR (12/20/21)
Free Throws.....	4, vs. WIN (11/13/21)
Assists.....	5, vs. WIN (11/13/21)
Blocks.....	1, at MAR (12/20/21)
Steals.....	1 (4x), at MAR (12/20/21)
Minutes.....	37, at MAR (12/20/21)

CAREER HIGHS

Points.....	22, at WIN (11/9/19)
Rebounds.....	7, vs. FFD (1/18/20)
Field Goals.....	9, at SIE (3/7/19)
3PT Field Goals.....	6, at WIN (11/9/19)
Free Throws.....	6, vs. SPU (1/20/20)
Assists.....	5, vs. WIN (11/13/21)
Blocks.....	1 (6x), at MAR (12/20/21)
Steals.....	3 (2x), at MON (2/12/19)
Minutes.....	40, vs. GW (11/18/18)

SUPERLATIVES SEASON CAREER

10+ points	3	23
20+ points	-	3
30+ points	-	-
5+ rebounds	-	2
10+ rebounds	-	-
5+ assists	1	1
10+ assists	-	-
Double-doubles	-	-
Led in points	2	13
Led in rebounds	-	3
Led in assists	2	10
Led in blocks	1	4
Led in steals	-	8

AWARDS

DOUBLE-DIGIT EFFORTS

YEAR	2018-19	2019-20	2020-21	2021-22	Total
Points	7 (2-5)	10 (4-6)	3 (1-2)	3 (2-1)	23
Rebounds	-	-	-	-	0
Assists	-	-	-	-	0



10 • THORANNA HODGE-CARR

SOPHOMORE • GUARD • 5-8 • KEFLAVIK, ICELAND

2.7 PPG, 2.0 RPG, 0.9 APG, 47.1 FG%, 100.0 3FG%, 25.0 FT%, 13.9 MIN/G

2020-21 Highlights

- Played in 14 games, making eight starts
- Averaged 2.4 ppg and 2.2 rpg across 10.5 mpg
- Scored a career-high 11 points at Monmouth (Mar. 5)
- Pulled down a season-best 7 rebounds vs. Bryant (Dec. 4) and dished out a season-high two assists at Niagara (Jan. 2)

Pre-Iona Highlights

- Selected to play with the Icelandic National Youth Team every year since 2014
- National Champion with the Keflavík women's team in 2017 and her squad added Cup championships in 2017 and 2018
- Averaged 9.4 PPG, 5.5 RPG, 2.7 APG and 2.0 SPG with her club team in Keflavík during the 2019-20 campaign

SEASON HIGHS

Points 7, vs. WIN (11/13/21)
Rebounds 6, at MAR (12/20/21)
Field Goals 3, vs. WIN (11/13/21)
3PT Field Goals 1 (2x), at MAR (12/20/21)
Free Throws 1, vs. BUCK (11/23/21)
Assists 2 (2x), at MAR (12/20/21)
Blocks 0
Steals 4, vs. WIN (11/13/21)
Minutes 20, at MAR (12/20/21)

CAREER HIGHS

Points 11, at MON (3/5/21)
Rebounds 7, vs. BRY (12/4/20)
Field Goals 4, at MON (3/5/21)
3PT Field Goals 1 (2x), vs. WIN (11/13/21)
Free Throws 2 (4x), at MON (3/5/21)
Assists 2 (2x), vs. BUCK (11/23/21)
Blocks 1, at MAN (2/13/21)
Steals 4, vs. WIN (11/13/21)
Minutes 20, vs. WIN (11/13/21)

SUPERLATIVES SEASON CAREER

10+ points	-	1
20+ points	-	-
30+ points	-	-
5+ rebounds	-	1
10+ rebounds	-	-
5+ assists	-	-
10+ assists	-	-
Double-doubles	-	-
Led in points	-	-
Led in rebounds	-	1
Led in assists	-	-
Led in blocks	-	1
Led in steals	1	1

AWARDS

DOUBLE-DIGIT EFFORTS

YEAR	2018-19	2019-20	2020-21	2021-22	Total
Points	-	-	1 (1-0)	-	1
Rebounds	-	-	-	-	0
Assists	-	-	-	-	0



11 • PAULLA WEEKES

RS JUNIOR • FORWARD • 5-10 • TORONTO, ONTARIO

1.2 PPG, 1.8 RPG, 0.4 APG, 100.0 FG%, --- 3FG%, 66.7 FT%, 7.2 MIN/G

2020-21 Highlights

- MAAC All-Academic Team selection
- Preseason All-MAAC Third Team honoree
- Appeared in all 15 games, making 11 starts
- Averaged 5.9 ppg and 4.6 rpg across 26.8 mpg
- Scored new career-high 15 points vs. Saint Peter's (Dec. 12)
- Also set or matched career-bests in field goals made

- (6, at Niagara), free throws made (5, vs. Saint Peter's) assists (4, at Niagara), blocks (1, at Niagara) and steals (5, at Niagara)
- Registered double-doubles vs. Saint Peter's (Dec. 13) and at Niagara (Jan. 1)

SEASON HIGHS

Points 3, at UMass (11/16/21)
Rebounds 5, vs. WIN (11/13/21)
Field Goals 1 (2x), at UMass (11/16/21)
3PT Field Goals 0
Free Throws 1 (2x), vs. SBU (11/20/21)
Assists 1 (2x), at UMass (11/16/21)
Blocks 1, vs. WIN (11/13/21)
Steals 1 (2x), at UMass (11/16/21)
Minutes 14, vs. WIN (11/13/21)

CAREER HIGHS

Points 15, vs. SPU (12/12/20)
Rebounds 14, vs. QUI (2/1/20)
Field Goals 6 (2x), at NIAG (1/1/21)
3PT Field Goals 3, at NIAG (2/8/20)
Free Throws 5, vs. SPU (12/12/20)
Assists 4 (3x), at NIAG (1/1/21)
Blocks 1 (5x), vs. WIN (11/13/21)
Steals 5, at NIAG (1/1/21)
Minutes 40 (2x), vs. SPU (12/12/20)

SUPERLATIVES SEASON CAREER

10+ points	-	7
20+ points	-	-
30+ points	-	-
5+ rebounds	-	15
10+ rebounds	-	4
5+ assists	-	-
10+ assists	-	-
Double-doubles	-	3
Led in points	-	3
Led in rebounds	-	10
Led in assists	-	4
Led in blocks	1	4
Led in steals	-	6

AWARDS

DOUBLE-DIGIT EFFORTS

YEAR	2018-19	2019-20	2020-21	2021-22	Total
Points	-	4 (2-2)	4 (2-2)	-	8
Rebounds	-	2 (1-1)	2 (1-1)	-	4
Assists	-	-	-	-	0



12 • ISABELLE LIPINSKI

JUNIOR • FORWARD • 6-2 • FARMINGTON, CT

5.7 PPG, 3.0 RPG, 1.0 APG, 50.0 FG%, --- 3FG%, 60.0 FT%, 12.7 MIN/G

Before Iona (Franklin Pierce)

- Appeared in 52 games, making 51 starts across two seasons at Franklin Pierce, averaging 14.0 ppg, 7.9 rpg and 1.7 spg
- Two-time NE-10 Conference Rookie of the Week honoree
- 2018-19 NE-10 Conference All-Rookie Team honoree
- 2019-20 NE-10 Conference Second Team honoree
- One-time NE-10 Conference All-Academic Team selection
- One-time CoSIDA Academic All-District I First Team selection
- Led her team in rebounds per game (7.8), field goal percentage

(46.2), steals per game (1.5) and blocks per game (1.0) as a rookie

Averaged a team-leading 15.9 points per game, 7.9 rebounds per game, 1.8 steals per game, 1.0 blocks per game and shot a team-best 56.2% from the field in 2019-20

SEASON HIGHS

Points.....10 (2x), vs. BUCK (11/23/21)
Rebounds.....6, vs. WIN (11/13/21)
Field Goals.....5, vs. BUCK (11/23/21)
3PT Field Goals.....0
Free Throws.....7, at UMass (11/16/21)
Assists.....4, at UMass (11/16/21)
Blocks.....1, at UMass (11/16/21)
Steals.....2, vs. WIN (11/13/21)
Minutes.....22, vs. BUCK (11/23/21)

CAREER HIGHS

Points.....10 (2x), vs. BUCK (11/23/21)
Rebounds.....6, vs. WIN (11/13/21)
Field Goals.....5, vs. BUCK (11/23/21)
3PT Field Goals.....0
Free Throws.....7, at UMass (11/16/21)
Assists.....4, at UMass (11/16/21)
Blocks.....1, at UMass (11/16/21)
Steals.....2, vs. WIN (11/13/21)
Minutes.....22, vs. BUCK (11/23/21)

SUPERLATIVES SEASON CAREER

10+ points	2	2
20+ points	-	-
30+ points	-	-
5+ rebounds	1	1
10+ rebounds	-	-
5+ assists	-	-
10+ assists	-	-
Double-doubles	-	-
Led in points	-	-
Led in rebounds	1	1
Led in assists	1	1
Led in blocks	1	1
Led in steals	-	-

AWARDS

DOUBLE-DIGIT EFFORTS

YEAR	2018-19	2019-20	2020-21	2021-22	Total
Points	-	-	-	2 (1-1)	2
Rebounds	-	-	-	-	0
Assists	-	-	-	-	0



13 • LUCIA BECERRA PEREZ

JUNIOR • GUARD • 5-7 • TENERIFE, SPAIN

1.2 PPG, 1.0 RPG, 1.2 APG, 50.0 FG%, 50.0 3FG%, --- FT%, 10.5 MIN/G

2020-21 Highlights

- MAAC All-Academic Team selection
- Played in all 15 games, starting all but one contest
- Averaged 2.3 ppg, 1.6 rpg and 2.1 apg across 19.0 mpg
- Scored a season-best six points in two different games and pulled down a season-high two rebounds in eight contests
- Handed out a career-high eight assists in win at Niagara (Jan. 1)

- Hit new career-best two three-pointers vs. Saint Peter's (Dec. 13)
- Registered a block in two games and recorded two steals in four contests

SEASON HIGHS

Points.....3, vs. BUCK (11/23/21)
Rebounds.....3, vs. MON (12/18/21)
Field Goals.....1 (3x), vs. BUCK (11/23/21)
3PT Field Goals.....1, vs. BUCK (11/23/21)
Free Throws.....0
Assists.....3, vs. WIN (11/13/21)
Blocks.....0
Steals.....1 (2x), vs. WIN (11/13/21)
Minutes.....13, vs. WIN (11/13/21)

CAREER HIGHS

Points.....9, vs. NIAG (1/16/20)
Rebounds.....6, at RID (2/23/20)
Field Goals.....3 (3x), vs. RID (12/19/20)
3PT Field Goals.....2, vs. SPU (12/13/20)
Free Throws.....3, vs. NIAG (1/16/20)
Assists.....8, at NIAG (1/1/21)
Blocks.....1 (2x), at MAN (2/13/21)
Steals.....2 (10x), at MON (3/5/21)
Minutes.....36, vs. MAN (1/25/20)

SUPERLATIVES SEASON CAREER

10+ points	-	-
20+ points	-	-
30+ points	-	-
5+ rebounds	-	4
10+ rebounds	-	-
5+ assists	-	2
10+ assists	-	-
Double-doubles	-	-
Led in points	-	-
Led in rebounds	-	1
Led in assists	-	7
Led in blocks	-	1
Led in steals	-	5

AWARDS

DOUBLE-DIGIT EFFORTS

YEAR	2018-19	2019-20	2020-21	2021-22	Total
Points	-	-	-	-	0
Rebounds	-	-	-	-	0
Assists	-	-	-	-	0



15 • SYDNEY AVOLETTA

SOPHOMORE • FORWARD • 6-4 • STERLING, VA

--- PPG, --- RPG, --- APG, --- FG%, --- 3FG%, --- FT%, --- MIN/G

2020-21 Highlights

- Played in eight games
- Averaged 1.3 ppg and 0.6 rpg across 4.9 mpg
- Scored at least one basket in first five appearances of her career
- Registered a block in four contests
- Corralled season-best two rebounds vs. Rider (Dec. 19)

Pre-Iona Highlights

- Played scholastically at St. Paul VI Catholic HS and AAU with Loudon Flight
- Two-time state champion at Paul VI

SEASON HIGHS

Points.....	0
Rebounds.....	0
Field Goals.....	0
3PT Field Goals.....	0
Free Throws.....	0
Assists.....	0
Blocks.....	0
Steals.....	0
Minutes.....	0

CAREER HIGHS

Points.....	2 (5x), vs. SHU (12/22/20)
Rebounds.....	2, vs. RID (12/19/20)
Field Goals.....	1 (5x), vs. SHU (12/22/20)
3PT Field Goals.....	0
Free Throws.....	0
Assists.....	1, vs. RID (12/19/20)
Blocks.....	1 (4x), at NIAG (1/1/21)
Steals.....	1, at MAN (2/13/21)
Minutes.....	10, vs. RID (12/18/20)

SUPERLATIVES SEASON CAREER

10+ points	-	-
20+ points	-	-
30+ points	-	-
5+ rebounds	-	-
10+ rebounds	-	-
5+ assists	-	-
10+ assists	-	-
Double-doubles	-	-
Led in points	-	-
Led in rebounds	-	-
Led in assists	-	-
Led in blocks	-	3
Led in steals	-	-

AWARDS

DOUBLE-DIGIT EFFORTS

YEAR	2018-19	2019-20	2020-21	2021-22	Total
Points	-	-	-	-	0
Rebounds	-	-	-	-	0
Assists	-	-	-	-	0



22 • JUANA CAMILION

SENIOR • GUARD • 5-10 • PALMA DE MALLORCA, SPAIN

12.6 PPG, 4.7 RPG, 4.1 APG, 36.2 FG%, 25.0 3FG%, 84.6 FT%, 32.6 MIN/G

2020-21 Highlights

- MAAC All-Academic Team selection
- Voted to Preseason All-MAAC First Team
- 1x MAAC Player of the Week
- All-MAAC Third Team honoree
- Played in and started all 15 contests
- Averaged 12.7 ppg, 4.9 rpg and 2.9 apg across 33.8 mpg
- Led the team with 191 points scored, 69 field goals made, 30 free throws made, 73 rebounds, 43 assists and 52 steals

- 52 steals and 3.5 steals per game led MAAC. 3.5 steals per game ranked fourth in NCAA
- Finished with the seventh highest scoring average in the conference, 10th most assists per game and averaged the ninth-highest minutes per game in the league
- Set or matched career highs in three-pointers made (4, at Army), blocks (3, vs. Sacred Heart) and steals (8, vs. Rider)

SEASON HIGHS

Points.....	18, vs. MON (12/18/21)
Rebounds.....	10, vs. SBU (11/20/21)
Field Goals.....	6 (2x), vs. MON (12/18/21)
3PT Field Goals.....	3, vs. SBU (11/20/21)
Free Throws.....	4 (2x), vs. MON (12/18/21)
Assists.....	7, at MAR (12/20/21)
Blocks.....	2, vs. MON (12/18/21)
Steals.....	4 (2x), at MAR (12/20/21)
Minutes.....	38, at MAR (12/20/21)

CAREER HIGHS

Points.....	28, vs. CAN (2/27/20)
Rebounds.....	10, vs. SBU (11/20/21)
Field Goals.....	11, at CAN (2/6/20)
3PT Field Goals.....	4 (5x), at ARMY (11/29/20)
Free Throws.....	8 (3x), vs. CAN (2/27/20)
Assists.....	8, vs. DUQ (11/15/19)
Blocks.....	3, vs. SHU (12/22/20)
Steals.....	8 (2x), vs. RID (12/19/20)
Minutes.....	40 (10x), at NIAG (1/1/21)

SUPERLATIVES SEASON CAREER

10+ points	5	43
20+ points	-	6
30+ points	-	-
5+ rebounds	3	25
10+ rebounds	1	1
5+ assists	3	16
10+ assists	-	-
Double-doubles	1	1
Led in points	3	23
Led in rebounds	4	13
Led in assists	4	33
Led in blocks	2	18
Led in steals	4	42

AWARDS

DOUBLE-DIGIT EFFORTS

YEAR	2018-19	2019-20	2020-21	2021-22	Total
Points	9 (4-5)	17 (6-11)	12 (5-7)	5 (2-3)	43
Rebounds	-	-	-	-	0
Assists	-	-	-	-	0



23 • ANOUSCHKA MEIJER

FRESHMAN • GUARD • 6-1 • AMSTERDAM, NETHERLANDS

0.7 PPG, 1.6 RPG, 0.4 APG, 11.1 FG%, 0.0 3FG%, 50.0 FT%, 15.3 MIN/G

2020-21 Highlights

- Played in all 15 games, making six starts
- Averaged 2.3 ppg, 2.1 rpg and 1.7 apg across 17.6 mpg
- Scored season-best 10 points at Niagara (Jan. 2)
- Opened collegiate career with season-high five assists and seven rebounds at Army (Nov. 29)
- Hit two three-pointers at Niagara (Jan. 2)
- Season-best three steals at Monmouth (Mar. 5)
- Registered five or more assists in two contests
- Recorded five or more rebounds in two games

SEASON HIGHS

Points..... 3, at BRY (11/9/21)
Rebounds..... 3, vs. BUCK (11/23/21)
Field Goals..... 1 (2x), vs. BUCK (11/23/21)
3PT Field Goals..... 0
Free Throws..... 1, at BRY (11/9/21)
Assists..... 2, vs. BUCK (11/23/21)
Blocks..... 0
Steals..... 1, vs. MON (12/18/21)
Minutes..... 22, vs. BUCK (11/23/21)

CAREER HIGHS

Points..... 10, at NIAG (1/2/21)
Rebounds..... 7, at ARMY (11/29/20)
Field Goals..... 4, at NIAG (1/2/21)
3PT Field Goals..... 2, at NIAG (1/2/21)
Free Throws..... 2 (2x), at MON (3/5/21)
Assists..... 6, at NIAG (1/2/21)
Blocks..... 1 (2x), vs. RID (12/19/20)
Steals..... 3, at MON (3/5/21)
Minutes..... 33, at NIAG (1/2/21)

SUPERLATIVES SEASON CAREER

10+ points	-	1
20+ points	-	-
30+ points	-	-
5+ rebounds	-	1
10+ rebounds	-	-
5+ assists	-	2
10+ assists	-	-
Double-doubles	-	-
Led in points	-	-
Led in rebounds	-	2
Led in assists	-	2
Led in blocks	-	1
Led in steals	-	1

AWARDS

DOUBLE-DIGIT EFFORTS

YEAR	2018-19	2019-20	2020-21	2021-22	Total
Points	-	-	-	-	0
Rebounds	-	-	-	-	0
Assists	-	-	-	-	0



30 • KETSIA ATHIAS

SENIOR • FORWARD/CENTER • 6-2 • BROOKLYN, NY

9.9 PPG, 5.3 RPG, 1.7 APG, 54.1 FG%, --- 3FG%, 60.0 FT%, 24.8 MIN/G

2020-21 Highlights

- Joined team mid-season, playing in six games and making five starts
- Averaged 9.7 ppg, 6.3 rpg and 2.2 apg across 28.6 mpg
- Poured in 12 points in season-debut at Manhattan (Feb. 13)
- Grabbed season-best 10 rebounds at Manhattan (Feb. 14)
- Reached double-digit points in three of six contests
- Registered a block in four of six games, including at least two in three contests
- Notched three steals at Monmouth (Mar. 4)
- Scored 10 points, corralled six rebounds and added an assist and two blocks in MAAC Championship game vs. Saint Peter's (Mar. 11)

SEASON HIGHS

Points..... 20, vs. MON (12/18/21)
Rebounds..... 10, vs. MON (12/18/21)
Field Goals..... 10, vs. MON (12/18/21)
3PT Field Goals..... 0
Free Throws..... 2, at UMass (11/16/21)
Assists..... 3, vs. SBU (11/20/21)
Blocks..... 3, at BRY (11/9/21)
Steals..... 2, vs. SBU (11/20/21)
Minutes..... 33, vs. MON (12/18/21)

CAREER HIGHS

Points..... 20, vs. MON (12/18/21)
Rebounds..... 10 (2x), vs. MON (12/18/21)
Field Goals..... 10, vs. MON (12/18/21)
3PT Field Goals..... 0
Free Throws..... 2 (2x), at UMass (11/16/21)
Assists..... 5, at MON (3/4/21)
Blocks..... 3, at BRY (11/9/21)
Steals..... 3, at MON (3/4/21)
Minutes..... 33, vs. MON (12/18/21)

SUPERLATIVES SEASON CAREER

10+ points	3	6
20+ points	1	1
30+ points	-	-
5+ rebounds	3	7
10+ rebounds	1	2
5+ assists	-	1
10+ assists	-	-
Double-doubles	1	1
Led in points	2	3
Led in rebounds	3	6
Led in assists	1	4
Led in blocks	2	6
Led in steals	1	1

AWARDS

DOUBLE-DIGIT EFFORTS

YEAR	2018-19	2019-20	2020-21	2021-22	Total
Points	-	-	3 (1-3)	3 (1-2)	6
Rebounds	-	-	1 (0-1)	1 (0-1)	2
Assists	-	-	-	-	0



32 • JUDITH GOMEZ

FRESHMAN • GUARD • 5-9 • BARCELONA, SPAIN

3.1 PPG, 1.6 RPG, 1.0 APG, 32.1 FG%, 22.2 3FG%, 0.0 FT%, 20.2 MIN/G

Before Iona

- Played scholastically at IES Francesc Macià
- Played with C.B. Cornella as a 12-year-old and won MVP in a tournament
- Began competing with her club team, Femení Sant Adrià, at the age of 13
- Two-time National Championship runner up with Femení Sant Adrià (U14 and U16)

SEASON HIGHS

Points.....5 (2x), at MAR (12/20/21)
Rebounds.....3, vs. WIN (11/13/21)
Field Goals.....2 (3x), at MAR (12/20/21)
3PT Field Goals.....1 (4x), at MAR (12/20/21)
Free Throws.....0
Assists.....2 (3x), at UMass (11/16/21)
Blocks.....1, at MAR (12/20/21)
Steals.....3, at BRY (11/9/21)
Minutes.....33, at BRY (11/9/21)

CAREER HIGHS

Points.....5 (2x), at MAR (12/20/21)
Rebounds.....3, vs. WIN (11/13/21)
Field Goals.....2 (3x), at MAR (12/20/21)
3PT Field Goals.....1 (4x), at MAR (12/20/21)
Free Throws.....0
Assists.....2 (3x), at UMass (11/16/21)
Blocks.....1, at MAR (12/20/21)
Steals.....3, at BRY (11/9/21)
Minutes.....33, at BRY (11/9/21)

SUPERLATIVES SEASON CAREER

10+ points	-	-
20+ points	-	-
30+ points	-	-
5+ rebounds	-	-
10+ rebounds	-	-
5+ assists	-	-
10+ assists	-	-
Double-doubles	-	-
Led in points	-	-
Led in rebounds	-	-
Led in assists	-	-
Led in blocks	1	1
Led in steals	1	1

AWARDS

DOUBLE-DIGIT EFFORTS

YEAR	2018-19	2019-20	2020-21	2021-22	Total
Points	-	-	-	-	0
Rebounds	-	-	-	-	0
Assists	-	-	-	-	0



33 • HANNAH KING

SENIOR • FORWARD • 5-11 • APOPKA, FL

--- PPG, --- RPG, --- APG, --- FG%, --- 3FG%, --- FT%, --- MIN/G

2020-21 Highlights

- Appeared in 13 contests, making two starts
- Averaged 1.7 ppg and 0.8 rpg across 7.2 mpg
- Scored in seven of 13 appearances, including at least two points in final four games
- Played season-high 23 minutes and scored season-best six points in regular season finale at Monmouth (Mar. 5)
- Hit a three-pointer in two games

Before Iona (College of Central Florida)

- Played in all 34 games, making 30 starts
- Averaged 9.1 PPG and 4.8 RPG across 23.2 MPG
- Graduated magna cum laude with a Bachelor's Degree in Business and Organizational Management

SEASON HIGHS

Points.....0
Rebounds.....0
Field Goals.....0
3PT Field Goals.....0
Free Throws.....0
Assists.....0
Blocks.....0
Steals.....0
Minutes.....0

CAREER HIGHS

Points.....6, at MON (3/5/21)
Rebounds.....3, vs. RID (12/19/20)
Field Goals.....3, at MON (3/5/21)
3PT Field Goals.....1 (2x), at MON (3/4/21)
Free Throws.....0
Assists.....1, at ARMY (11/29/20)
Blocks.....0
Steals.....1 (2x), at MAN (2/14/21)
Minutes.....23, at MON (3/5/21)

SUPERLATIVES SEASON CAREER

10+ points	-	-
20+ points	-	-
30+ points	-	-
5+ rebounds	-	-
10+ rebounds	-	-
5+ assists	-	-
10+ assists	-	-
Double-doubles	-	-
Led in points	-	-
Led in rebounds	-	-
Led in assists	-	-
Led in blocks	-	-
Led in steals	-	-

AWARDS

DOUBLE-DIGIT EFFORTS

YEAR	2018-19	2019-20	2020-21	2021-22	Total
Points	-	-	-	-	0
Rebounds	-	-	-	-	0
Assists	-	-	-	-	0



34 • MARINA CENIS

FRESHMAN • GUARD • 5-7 • ZARAGOZA, SPAIN

1.4 PPG, 0.6 RPG, 0.3 APG, 66.7 FG%, 50.0 3FG%, 25.0 FT%, 6.2 MIN/G

Before Iona

- Played scholastically at Colegio San Agustín Zaragoza
- Debuted in Liga Femenina de Baloncesto at the age of 16, the highest professional level league in Spain, with Casademont Zaragoza
- Played with Anagan Stadium Casablanca in the Second National League in Spain

SEASON HIGHS

Points.....7, at BRY (11/9/21)
Rebounds.....3, vs. MON (12/18/21)
Field Goals.....3, at BRY (11/9/21)
3PT Field Goals.....1, at BRY (11/9/21)
Free Throws.....1, at UMass (11/16/21)
Assists.....2, at UMass (11/16/21)
Blocks.....0
Steals.....1, vs. WIN (11/13/21)
Minutes.....16, vs. MON (12/18/21)

CAREER HIGHS

Points.....7, at BRY (11/9/21)
Rebounds.....3, vs. MON (12/18/21)
Field Goals.....3, at BRY (11/9/21)
3PT Field Goals.....1, at BRY (11/9/21)
Free Throws.....1, at UMass (11/16/21)
Assists.....2, at UMass (11/16/21)
Blocks.....0
Steals.....1, vs. WIN (11/13/21)
Minutes.....16, vs. MON (12/18/21)

SUPERLATIVES SEASON CAREER

10+ points	-	-
20+ points	-	-
30+ points	-	-
5+ rebounds	-	-
10+ rebounds	-	-
5+ assists	-	-
10+ assists	-	-
Double-doubles	-	-
Led in points	-	-
Led in rebounds	-	-
Led in assists	-	-
Led in blocks	-	-
Led in steals	-	-

AWARDS

DOUBLE-DIGIT EFFORTS

YEAR	2018-19	2019-20	2020-21	2021-22	Total
Points	-	-	-	-	0
Rebounds	-	-	-	-	0
Assists	-	-	-	-	0



35 • JESSICA ROGERS

SENIOR • GUARD • 6-1 • RUTHERFORD, NJ

1.5 PPG, 0.0 RPG, 0.0 APG, 33.3 FG%, 33.3 3FG%, --- FT%, 1.8 MIN/G

2020-21 Highlights

- Appeared in five games
- Averaged 0.4 ppg across 1.1 mpg
- Scored her first basket of the season at Monmouth (Mar. 5)

Before Iona (Rhode Island)

- Appeared in 36 career games, making three starts in two seasons
- Scored career-best 12 points in redshirt freshman season at Harvard
- Scored 10 points at St. Bonaventure on 4-7 shooting

SEASON HIGHS

Points.....3, at UMass (11/16/21)
Rebounds.....0
Field Goals.....1, at UMass (11/16/21)
3PT Field Goals.....1, at UMass (11/16/21)
Free Throws.....0
Assists.....0
Blocks.....0
Steals.....0
Minutes.....2, at UMass (11/16/21)

CAREER HIGHS

Points.....3, at UMass (11/16/21)
Rebounds.....0
Field Goals.....1 (2x), at UMass (11/16/21)
3PT Field Goals.....1, at UMass (11/16/21)
Free Throws.....0
Assists.....0
Blocks.....0
Steals.....0
Minutes.....2 (3x), at UMass (11/16/21)

SUPERLATIVES SEASON CAREER

10+ points	-	-
20+ points	-	-
30+ points	-	-
5+ rebounds	-	-
10+ rebounds	-	-
5+ assists	-	-
10+ assists	-	-
Double-doubles	-	-
Led in points	-	-
Led in rebounds	-	-
Led in assists	-	-
Led in blocks	-	-
Led in steals	-	-

AWARDS

DOUBLE-DIGIT EFFORTS

YEAR	2018-19	2019-20	2020-21	2021-22	Total
Points	-	-	-	-	0
Rebounds	-	-	-	-	0
Assists	-	-	-	-	0

IONA ALL-TIME WIN-LOSS RECORDS

Year	Coach	W	L	Pct	PF	Avg.	PA	Avg.	Home	Away	Neutral	MAAC	Home	Away	Tourney
1974-75	Sandie Capifali	12	5	.706	994	58.5	694	40.8	7-3	2-2	3-0	-	-	-	-
1975-76	Sandie Capifali	12	8	.600	1,276	63.8	946	47.3	5-2	6-4	1-2	-	-	-	-
1976-77	Sandie Capifali	24	8	.750	2,190	68.4	1,650	51.6	16-3	6-3	2-2	-	-	-	-
1977-78	Sandie Capifali	16	13	.552	1,846	63.7	1,705	58.8	10-2	6-7	0-4	-	-	-	-
1978-79	Sandie Capifali	19	10	.655	1,911	65.9	1,766	60.9	11-4	4-5	4-1	-	-	-	-
1979-80	Sandie Capifali	14	12	.538	1,739	66.9	1,700	65.4	8-6	6-5	0-1	-	-	-	-
1980-81	Sandie Capifali	12	18	.400	2,007	66.9	2,037	67.9	9-7	2-6	1-5	-	-	-	-
1981-82	Sandie Capifali	14	12	.538	1,596	61.4	1,592	61.2	8-5	6-4	0-3	3-2	1-1	2-1	0-2
1982-83	Sandie Capifali	11	15	.423	1,568	60.3	1,645	63.3	8-6	3-8	0-1	3-7	3-2	0-5	0-0
1983-84	Sandie Capifali	7	21	.250	1,668	59.6	1,876	67.0	4-12	3-8	0-1	3-9	2-6	1-3	0-1
1984-85	RoseMarie Battaglia	9	18	.333	1,777	65.8	1,957	72.5	5-6	3-9	0-1	2-10	1-5	1-5	0-0
1985-86	RoseMarie Battaglia	8	23	.258	2,141	69.1	2,425	78.2	2-12	5-9	1-2	1-11	0-6	1-5	0-1
1986-87	RoseMarie Battaglia	11	17	.393	2,090	74.6	2,361	84.3	9-4	1-9	1-4	4-8	4-2	0-6	0-1
1987-88	RoseMarie Battaglia	6	22	.214	2,065	73.8	2,457	87.8	4-12	2-9	0-1	1-11	0-6	1-5	0-1
1988-89	Fran Clemente	9	19	.321	1,737	62.0	1,902	67.9	4-7	3-9	2-3	1-11	0-6	1-5	0-1
1989-90	Fran Clemente	3	25	.107	1,639	58.5	1,974	70.5	2-10	1-11	0-4	2-8	1-4	1-4	0-1
1990-91	Fran Clemente	5	24	.172	1,529	52.7	1,978	68.2	3-9	1-13	1-2	2-14	2-6	0-8	1-1
1991-92	Fran Clemente	5	24	.172	1,587	54.7	1,944	67.0	3-10	1-12	1-2	0-16	0-8	0-8	1-1
1992-93	Fran Clemente	12	15	.444	1,695	62.8	1,717	63.6	8-5	4-9	0-1	5-9	4-3	1-6	0-1
1993-94	Harry Hart	7	20	.259	1,639	60.7	1,906	70.6	4-8	3-11	0-1	5-9	4-3	1-6	0-1
1994-95	Harry Hart	4	23	.148	1,544	57.2	1,965	72.8	2-9	1-12	1-2	1-13	0-7	1-6	0-1
1995-96	Harry Hart	7	20	.259	1,603	59.4	1,891	70.0	3-10	4-9	0-1	3-11	1-6	2-5	0-1
1996-97	Harry Hart	7	20	.259	1,650	61.1	1,801	66.7	4-6	2-13	1-1	5-9	3-4	2-5	0-1
1997-98	Michelle Brusseau	10	17	.370	1,634	60.5	1,734	64.2	6-6	4-8	0-3	9-9	5-4	4-5	0-1
1998-99	Michelle Brusseau	11	16	.407	1,704	63.1	1,791	66.3	5-5	6-9	0-2	8-10	4-5	4-5	0-1
1999-00	Michelle Brusseau	8	20	.286	1,826	65.2	2,010	71.8	5-8	3-10	0-2	6-12	4-5	2-7	0-1
2000-01	Michelle Brusseau	9	19	.321	1,738	62.1	1,959	70.0	5-8	4-9	0-2	6-12	3-6	3-6	0-1
2001-02	Michelle Brusseau	8	21	.276	1,729	59.6	2,020	69.7	5-8	2-12	1-1	5-13	3-6	2-7	1-1
2002-03	Anthony Bozzella	1	27	.036	1,539	55.0	1,985	70.9	0-12	1-14	0-1	0-18	0-9	0-9	0-1
2003-04	Anthony Bozzella	7	21	.250	1,759	62.8	1,882	67.2	3-8	4-11	0-2	6-12	3-6	3-6	0-1
2004-05	Anthony Bozzella	6	22	.214	1,770	63.2	2,053	73.3	3-10	3-10	0-2	4-14	3-6	1-8	0-1
2005-06	Anthony Bozzella	17	12	.586	1,959	67.6	1,913	66.0	8-4	8-6	1-2	13-5	6-3	7-2	1-1
2006-07	Anthony Bozzella	21	13	.618	2,105	61.9	2,052	60.4	11-2	8-10	2-1	13-5	8-1	5-4	2-1
2007-08	Anthony Bozzella	20	14	.588	2,401	70.6	2,287	67.3	9-4	8-9	3-1	11-7	6-3	5-4	2-1
2008-09	Anthony Bozzella	18	13	.581	1,971	63.6	1,891	61.0	8-5	9-7	1-1	10-8	5-4	5-4	1-1
2009-10	Anthony Bozzella	18	14	.563	2,050	64.1	2,051	61.6	10-4	7-7	1-3	13-5	7-2	6-3	1-1
2010-11	Anthony Bozzella	11	20	.355	1,815	58.5	1,972	63.6	6-6	5-11	0-3	7-11	4-5	3-6	0-1
2011-12	Anthony Bozzella	13	18	.419	1,951	62.9	2,103	67.8	9-4	3-13	1-1	8-10	6-3	2-7	1-1
2012-13	Anthony Bozzella	20	13	.606	2,148	65.1	2,085	63.2	9-3	9-9	2-1	13-5	7-2	6-3	2-1
2013-14	Billi Chambers	26	6	.813	2,380	74.4	2,165	67.7	13-3	12-2	1-1	18-2	9-1	9-1	1-1
2014-15	Billi Chambers	15	15	.517	2,071	69.0	1,988	66.3	8-6	7-8	0-1	12-8	6-4	6-4	0-1
2015-16	Billi Chambers	23	12	.657	2,187	62.5	2,000	57.1	11-2	9-8	3-2	16-4	9-1	7-3	3-0
2016-17	Billi Chambers	18	13	.581	1,836	59.2	1,785	57.6	11-4	6-8	1-1	12-8	7-3	5-5	1-1
2017-18	Billi Chambers	2	28	.067	1,571	52.4	1,983	66.1	1-13	1-14	0-1	2-16	1-8	1-8	0-1
2018-19	Billi Chambers	5	26	.161	1,461	47.1	1,963	63.3	2-13	3-12	0-1	3-15	1-8	2-7	1-1
2019-20	Billi Chambers	9	21	.300	1,584	52.8	1,881	62.7	3-10	6-8	0-3	8-12	3-7	5-5	0-1
2020-21	Billi Chambers	6	9	.400	820	54.7	845	56.3	3-4	3-4	0-1	5-6	2-3	3-3	0-1
2021-22	Billi Chambers	2	5	.286	381	54.4	414	59.1	1-3	1-2	0-0	0-2	0-1	0-1	0-0
UNDER CHAMBERS		106	135	.440	14,291	59.3	14,953	62.0	53-58	48-66	5-11	76-73	38-36	38-37	6-7
OVERALL		538	807	.400	83,946	62.4	88,811	66.0	294-313	207-408	37-86	249-387	137-182	112-205	19-38

IONA INDIVIDUAL RECORDS - CAREER

(ACTIVE PLAYER IN BOLD)

SCORING

1. Damika Martinez	2581
2. Joy Adams	1897
2. Maggie Timoney	1894
4. Patty Reynolds	1683
5. Megan Cobb	1548
6. Karen Culbertson	1456
7. Celeste Grier	1441
8. Joanne Ryan	1421
9. Michelle Fahy	1415
Linda McKetney	1415
11. Kristina Ford	1323
12. Maria Johnson	1299
13. Tiara Headen	1294
14. Thazina Cook	1283
15. Suzanne Radday	1248
16. Alexis Lewis	1227
17. Margaret Collins	1174
18. Anda Ivkovic	1163
19. Debbie Stephens	1131
20. Marina Lizarazu	1122
21. Maggie Muldoon	1080
22. Emily Mojica	1078
23. Noreen Winterfeldt	1064
24. Anna McLean	1060
25. Aaliyah Robinson	1052
26. Lauren DeFalco	1035
27. Kim Gore	1023
28. Joan O'Connor	925
29. Aleesha Powell	918
30. Karen Shutz	885
31. Juana Camilion	877
32. Claire Pare	832
33. Toni Horvath	825
34. Jennifer Spafford	811
35. Karen Hennessey	809
36. Jeannie Taylor	786
37. Martina Weber	757
38. Regan Pettijohn	751
39. Beth Padian	730
40. Nancy Seltzer	728
41. Meg Abele	725
42. Kathy Toups	721
43. Jessica Attinelly	698
44. Katie Ulrich	686
45. Tomica Bacic	685
46. Teresa Tacopina	677
47. Eileen O'Connor	672
48. Melissa Yeagley	647
49. Morgan Rachu	637
50. Diana Hubbard	610

SCORING AVERAGE

1. Damika Martinez	20.6
2. Maggie Timoney	16.6
3. Martina Weber	16.1
4. Patty Reynolds	15.3
5. Joy Adams	14.6
6. Megan Cobb	14.2
7. Karen Culbertson	13.3
8. Meg Abele	13.2
9. Celeste Grier	13.0
10. Joanne Ryan	12.9

FIELD GOALS

1. Damika Martinez	942
2. Joy Adams	726
3. Patty Reynolds	695
4. Joanne Ryan	649
5. Maggie Timoney	641
5. Linda McKetney	624
7. Celeste Grier	620
8. Maria Johnson	532
9. Michelle Fahy	521
10. Megan Cobb	518

FIELD GOAL ATTEMPTS

1. Damika Martinez	2124
2. Joy Adams	1559
3. Maggie Timoney	1540
4. Parry Reynolds	1520
5. Joanne Ryan	1459
6. Celeste Grier	1429
7. Kristina Ford	1327
8. Margaret Collins	1313
9. Linda McKetney	1255
10. Tiara Headen	1247

FIELD GOAL PERCENTAGE (Min. 100 FG made)

1. Linda McKetney	.554
2. Maria Johnson	.539
3. Martina Weber	.528
4. Anna McLean	.511
5. Trinette Gooding	.505
6. Jessica Smith	.494
Katie Ulrich	.494
8. Michelle Fahy	.477
9. Lisa White	.474
10. Margaret Collins	.472

THREE-POINT FIELD GOALS

1. Damika Martinez	311
2. Aaliyah Robinson	242
3. Alexis Lewis	183
4. Lauren DeFalco	167
5. Jennifer Spafford	166
6. Suzanne Radday	159
7. Kristina Ford	155
8. Morgan Rachu	154
9. Karen Culbertson	147
10. Melissa Yeagley	134

THREE-POINT FG ATTEMPTS

1. Damika Martinez	773
2. Aaliyah Robinson	649
3. Suzanna Radday	577
4. Jennifer Spafford	558
5. Alexis Lewis	535
6. Kristina Ford	484
7. Lauren DeFalco	472
8. Morgan Rachu	454
9. Karen Culbertson	443
10. Melissa Yeagley	409

THREE-POINT FG PERCENTAGE (Min. 100 Attempts)

1. Damika Martinez	.402
2. Maggie Timoney	.387
3. Milica Paligoric	.379
4. Cassidee Ranger	.375
5. Aaliyah Robinson	.373
6. Thazina Cook	.362
7. Lauren DeFalco	.3548
8. Tiara Headen	.354
9. Meg Abele	.346
10. Alexis Lewis	.342

FREE THROW ATTEMPTS

1. Maggie Timoney	628
2. Joy Adams	602
3. Megan Cobb	593
4. Maria Johnson	502
5. Debbie Stephens	489
6. Damika Martinez	461
7. Karen Culbertson	440
8. Michele Fahy	438
9. Anda Ivkovic	421
10. Anna McLean	399

FREE THROWS MADE

1. Maggie Timoney	518
2. Megan Cobb	474
3. Joy Adams	412
4. Damika Martinez	386
5. Karen Culbertson	372
6. Michelle Fahy	359
7. Debbie Stephens	315
8. Anda Ivkovic	304
9. Thazina Cook	297
10. Patty Reynolds	286

FREE THROW PERCENTAGE (Min. 150 Attempts)

1. Karen Culbertson	.845
2. Damika Martinez	.837
3. Meg Abele	.833
4. Maggie Timoney	.824
5. Karen Shutz	.822
6. Michele Fahy	.820
7. Melissa Yeagley	.811
8. Megan Cobb	.799
9. Suzi Fregosi	.792
10. Tiara Headen	.790

REBOUNDS

1. Joy Adams	1590
2. Linda McKetney	1430
3. Maria Johnson	1176
4. Anna McLean	886
5. Debbie Stephens	789
6. Celeste Grier	737
7. Kristina Ford	722
8. Michelle Fahy	706
9. Alexis Lewis	674
10. Regan Pettijohn	664

REBOUNDING AVERAGE

1. Linda McKetney	12.9
2. Joy Adams	12.2
3. Maria Johnson	10.1
4. Delia Newson	8.0
5. Debbie Stephens	7.4
6. Lori Page	7.3
7. Alexis Lewis	7.0
8. Anna McLean	6.9
9. Dorothy Bunyan	6.7
Martina Weber	6.7

ASSISTS

1. Suzi Fregosi	531
2. Toni Horvath	527
3. Kathy Toups	473
4. Marina Lizarazu	470
5. Karen Shutz	443
6. Patty Reynolds	393
7. Haley D'Angelo	333
8. Suzanna Radday	329
9. Lauren DeFalco	315
10. Jean Burks	298

ASSISTS PER GAME

1. Marina Lizarazu	5.1
2. Toni Horvath	4.6
3. Kathy Toups	4.2
4. Karen Shutz	4.1
5. Suzi Fregosi	4.0
6. Patty Reynolds	3.6
7. Suzanne Radday	3.2
8. Aleesha Powell	3.0
Patty Warner	3.0
10. Haley D'Angelo	2.8

BLOCKS

1. Sabrina Jeridore	230
2. Anna McLean	185
3. Karynda DuPree	164
4. Joan O'Connor	128
5. Pam Clemente	110
6. Katie Smith	89
7. Joy Adams	83
8. Rebekah Dotsey	82
9. Kristina Ford	76
10. Delia Newson	73

BLOCKS PER GAME

1. Sabrina Jeridore	2.0
2. Karynda DuPree	1.7
3. Anna McLean	1.4
Delia Newson	1.4
5. Gina McClain	1.3
Joan O'Connor	1.3
7. Pam Clements	1.1
8. Rebekah Justice	1.0
Martina Weber	1.0
Rebekah Dotsey	1.0

IONA INDIVIDUAL RECORDS - SINGLE SEASON

(ACTIVE PLAYER IN BOLD)

SCORING

1.	Damika Martinez	2014	771
2.	Damika Martinez	2015	715
3.	Damika Martinez	2013	598
4.	Maggie Timoney	1988	577
5.	Maggie Timoney	1987	557
6.	Joanna Ryan	1986	543
7.	Joy Adams	2014	538
8.	Michelle Fahy	2004	530
9.	Joy Adams	2016	503
10.	Damika Martinez	2012	497

THREE-POINT FIELD GOALS

1.	Damika Martinez	2014	107
2.	Aaliyah Robinson	2016	80
3.	Damika Martinez	2013	79
4.	Morgan Rachu	2019	78
5.	Damika Martinez	2015	76
	Morgan Rachu	2020	76
7.	Alexis Lewis	2017	75
	Aaliyah Robinson	2015	75
9.	Meg Abele	2004	65
	Jennifer Spafford	1992	65

FT PERCENTAGE (MIN. 75 MADE)

1.	Melissa Yeagley	2005	.902
2.	Damika Martinez	2014	.881
3.	Karen Culbertson	2000	.878
4.	Karen Culbertson	2001	.876
5.	Michelle Fahy	2004	.875
6.	Damika Martinez	2015	.850
7.	Aleesha Powell	2014	.847
8.	Maggie Timoney	1987	.844
9.	Maggie Timoney	1988	.834
10.	Meg Abele	2005	.833

SCORING AVERAGE

1.	Damika Martinez	2014	24.9
2.	Damika Martinez	2015	23.8
3.	Maggie Timoney	1988	20.6
4.	Maggie Timoney	1987	19.9
5.	Michelle Fahy	2004	18.9
6.	Damika Martinez	2013	18.1
7.	Joanne Ryan	1986	17.5
8.	Suzanna Radday	1997	17.3
9.	Megan Cobb	2000	17.1
10.	Martina Weber	2007	17.0

THREE-POINT FIELD GOALS ATTEMPTED

1.	Morgan Rachu	2019	261
2.	Damika Martinez	2014	242
3.	Aaliyah Robinson	2016	224
4.	Jennifer Spafford	1992	213
5.	Alexis Lewis	2018	204
6.	Aaliyah Robinson	2015	200
7.	Alexis Lewis	2017	199
8.	Damika Martinez	2015	195
9.	Damika Martinez	2013	187
10.	Philecia Atkins-Gilmore	2016	186

REBOUNDS

1.	Joy Adams	2014	442
2.	Joy Adams	2016	419
3.	Maria Johnson	1978	407
4.	Linda McKetney	1979	397
5.	Joy Adams	2015	377
6.	Linda McKetney	1978	372
7.	Joy Adams	2013	352
8.	Linda McKetney	1980	350
9.	Anna McLean	2008	342
10.	Linda McKetney	1977	311

FIELD GOALS

1.	Damika Martinez	2014	273
2.	Damika Martinez	2015	260
3.	Joanne Ryan	1986	248
4.	Damika Martinez	2013	225
5.	Maggie Timoney	1987	208
6.	Joy Adams	2014	198
7.	Patty Reynolds	1990	193
8.	Celeste Grier	1981	191
9.	Linda McKetney	1979	189
10.	Michelle Fahy	2004	188
	Maria Johnson	1978	188

THREE-POINT FIELD GOAL PERCENTAGE (Min. 15 Attempts)

1.	Megan Cobb	1999	.474
2.	Cassidee Ranger	2013	.442
3.	Damika Martinez	2014	.442
4.	Aleesha Powell	2014	.423
5.	Damika Martinez	2013	.422
6.	Nancy Seltzer	1993	.409
7.	Maggie Timoney	1989	.405
8.	Sandy Bisogno	1998	.404
9.	Tiara Headen	2006	.403
10.	Kristina Ford	2010	.400

REBOUNDING AVERAGE

1.	Joy Adams	2014	13.8
2.	Linda McKetney	1980	13.5
3.	Maria Johnson	1977	13.1
4.	Joy Adams	2015	12.6
5.	Joy Adams	2016	12.0
6.	Linda McKetney	1977	11.5
7.	Joy Adams	2013	10.7
8.	Delia Newson	1999	10.4
9.	Anna McLean	2008	10.1
10.	Anna McLean	2010	8.5

FIELD GOAL ATTEMPTS

1.	Joanne Ryan	1986	596
2.	Damika Martinez	2014	593
3.	Damika Martinez	2015	582
4.	Damika Martinez	2013	506
5.	Maggie Timoney	1987	464
6.	Maggie Timoney	1988	445
7.	Damika Martinez	2012	443
8.	Alexis Lewis	2017	442
	Joy Adams	2016	442
	Patty Reynolds	1990	442

FREE THROWS

1.	Maggie Timoney	1988	171
2.	Megan Cobb	2002	157
3.	Michelle Fahy	2004	147
4.	Maggie Timoney	1987	141
5.	Megan Cobb	2000	137
6.	Joy Adams	2014	126
7.	Karen Culbertson	2000	122
8.	Joy Adams	2016	120
9.	Damika Martinez	2015	119
	Megan Cobb	2001	119

ASSISTS

1.	Marina Lizarazu	2015	175
2.	Marina Lizarazu	2016	171
3.	Toni Horvath	2007	158
4.	Toni Horvath	2006	153
5.	Suzi Fregosi	2010	152
6.	Suzi Fregosi	2009	151
7.	Kathy Touns	1993	148
8.	Karen Shutz	2000	132
	Kathy Touns	1992	130
10.	Lauren DeFalco	2008	127
	Karen Shutz	1997	127

FIELD GOAL PERCENTAGE (Min. 100 Attempts)

1.	Linda McKetney	1972	.702
2.	Linda McKetney	1980	.695
3.	Martina Weber	2007	.544
4.	Maria Johnson	1977	.539
5.	Maria Johnson	1978	.537
6.	Trinette Gooding	2004	.528
	Maggie Muldoon	N/A	.528
8.	Anna McLean	2008	.526
9.	Anna McLean	2006	.524
10.	Katie Ulrich	2000	.519
	Patty Reynolds	1989	.519

FREE THROW ATTEMPTS

1.	Maggie Timoney	1988	205
2.	Megan Cobb	2002	193
3.	Joy Adams	2016	175
4.	Joy Adams	2014	172
5.	Megan Cobb	2000	170
6.	Michelle Fahy	2004	168
7.	Maggie Timoney	1987	167
8.	Anna McLean	2008	154
9.	Megan Cobb	2001	150
	Suzzanna Radday	1997	150

ASSISTS PER GAME

1.	Marina Lizarazu	2015	6.3
2.	Kathy Touns	1993	5.5
3.	Toni Horvath	2006	5.3
4.	Marina Lizarazu	2016	4.9
	Suzi Fregosi	2009	4.9
	Karen Shutz	2000	4.9
7.	Suzi Fregosi	2010	4.8
8.	Karen Shutz	1997	4.7
9.	Toni Horvath	2007	4.6
10.	Suzi Fregosi	2012	4.5

IONA TOP SINGLE-GAME PERFORMANCES (ACTIVE PLAYER IN BOLD)

HIGHEST SCORING EFFORTS (30+)

- 46 Damika Martinez vs. Rider (2013-14)
- 42 Damika Martinez vs. Columbia (2013-14)
- 41 Damika Martinez vs. Rider (2014-15)
- 38 Maria Johnson (1978-79)
- 37 Damika Martinez vs. Sacred Hrt (2014-15)
- 36 Damika Martinez vs. Canisius (2013-14)
- 35 Damika Martinez vs. Arizona (2013-14)
- 34 Damika Martinez vs. Niagara (2014-15)
- Damika Martinez at Columbia (2012-13)
- Damika Martinez at Rider (2011-12)
- Kristina Ford vs. NC AT&T (2011-12)
- Michelle Fahy vs. Bucknell (2003-04)
- Maggie Timoney vs. Manhattan (1986-87)
- 33 Damika Martinez vs. Sacred Hrt (2013-14)
- Michelle Fahy vs. Rider (2003-04)
- Michelle Fahy vs. Loyola (2003-04)
- Maggie Muldoon vs. St. Peter's (1976-77)
- 32 Damika Martinez at Canisius (2014-15)
- Damika Martinez vs. Quinnipiac (2013-14)
- Martina Weber at Indiana (2006-07)
- Joanne Ryan at LIU (1983-84)
- 31 Damika Martinez vs. Canisius (2014-15)
- Damika Martinez vs. UCF (2014-15)
- Damika Martinez vs. Rider (2012-13)
- Sue Radday at St. Peter's (1996-97)
- Maggie Timoney vs. St. Francis (1987-88)
- Emily Mojica at Fairfield (1984-85)
- 30 Sue Radday vs. Drexel (1994-95)
- Maggie Timoney at FIU (1987-88)
- Michelle Fahy vs. St. Peter's (2003-04)

HIGHEST REBOUNDING EFFORTS (20+)

- 26 Joy Adams at Monmouth (2014-15)
- 24 Joy Adams vs. Monmouth (2015-16)
- Joy Adams vs. Marist (2015-16)
- Joy Adams vs. Marist (2014-15)
- 23 Joy Adams at Fairfield (2015-16)
- Linda McKetney vs. Sacred Hrt (1979-80)
- 21 Joy Adams at Quinnipiac (2014-15)
- Joy Adams at UCF (2013-14)
- Joy Adams at Drexel (2012-13)
- Delia Newson vs. Rider (1998-1999)
- Katie Ulrich at Rider (1997-98)
- Lori Page vs. Niagara (1986-87)
- 20 Joy Adams at Rider (2015-16)
- Joy Adams at Rider (2013-14)
- Anna McLean at Canisius (2007-08)
- Regina McLain vs. St. Francis (1987-88)
- Karen Hennessy at Drexel (1986-87)
- Maria Johnson vs. Fordham (1980-81)
- Kathleen Kely vs. Sacred Heart (1980-81)
- Linda McKetney at Seton Hall (1979-80)

MOST FG MADE (13+)

- 17 Damika Martinez vs. Columbia (2013-14)
- 15 Michelle Fahy vs. Loyola (2003-04)
- Michelle Fahy vs. Rider (2003-04)
- 14 Damika Martinez vs. Canisius (2012-13)
- Damika Martinez vs. Rider (2012-13)
- Michelle Fahy vs. Bucknell (2003-04)
- 13 Damika Martinez vs. Sacred Hrt (2014-15)
- Kristina Ford vs. NC AT&T (2011-12)
- Martina Weber at Indiana (2006-07)

HIGHEST FG ATTEMPTED (24+)

- 27 Damika Martinez vs. Sacred Hrt (2014-15)
- Michelle Fahy vs. Loyola (2003-04)
- 25 Michelle Fahy vs. Rider (2003-04)
- Damika Martinez vs. Arizona (2013-14)
- Damika Martinez vs. Columbia (2013-14)
- Michelle Fahy vs. Rider (2003-04)
- 24 Damika Martinez at UCF (2013-14)
- Damika Martinez vs. Niagara (2011-12)
- Thazina Cook at Loyola (2008-09)

THREE-POINT FG MADE (7+)

- 7 **Olivia Vezaldenos at Niagara (2020-21)**
- Alexis Lewis vs. St. Francis Bkln (2016-17)
- Damika Martinez at Siena (2013-14)
- Meg Abele vs. Fairfield (2003-04)
- Toni Horvath at Siena (2003-04)

THREE-POINT FG ATTEMPTED (13+)

- 16 Damika Martinez at UCF (2013-14)
- Meg Abele vs. UMBC (2003-04)
- 15 Morgan Rachu at Marist (2018-19)
- Philecia Atkins-Gilmore at Mrylnd (2015-16)
- 14 Morgan Rachu at Winthrop (2019-20)
- Alexis Lewis vs. Manhattan (2016-17)
- 13 **Olivia Vezaldenos at Niagara (2020-21)**
- Alexis Lewis vs. Monmouth (2017-18)
- Aaliyah Robinson at Manhattan (2016-17)
- Damika Martinez vs. Manhattan (2013-14)
- Damika Martinez at Drexel (2012-13)
- Meg Abele at Pacific (2003-04)

FREE THROWS MADE (11+)

- 16 Michelle Fahy vs. St. Peter's (2003-04)
- 15 Damika Martinez vs. Rider (2015-16)
- 12 **Olivia Vezaldenos vs. Sacred Ht. (2020-21)**
- Aleesha Powell vs. Rider (2011-12)
- Melissa Yeagley vs. Manhattan (2004-05)
- 11 Martina Weber vs. LIU Brooklyn (2006-07)
- Michelle Fahy at American (2002-03)

ASSISTS (11+)

- 12 Marina Lizarazu at Manhattan (2014-15)
- Marina Lizarazu vs. UCF (2014-15)
- 11 Toni Horvath vs. Fairfield (2004-05)
- Renee Gaudette vs. Canisius (2001-02)

STEALS (8+)

- 10 Thazina Cook vs. Fairfield (2007-08)
- Lauren DeFalco vs. UNH (2007-08)
- 8 **Juana Camilion vs. Rider (2020-21)**
- Juana Camilion vs. Rider (2020-21)**
- Marina Lizarazu at Geo. Wash. (2015-16)

BLOCKS (7+)

- 13 Sabrina Jeridore at Pacific (2013-14)
- 8 Sabrina Jeridore at St. Peter's (2013-14)
- 7 Sabrina Jeridore at Canisius (2012-13)
- Sabrina Jeridore vs. Wagner (2013-14)
- Sabrina Jeridore at Columbia (2012-13)
- Sabrina Jeridore vs. Wagner (2012-13)

IONA ALL-MAAC SELECTIONS

(MAJOR AWARD WINNERS IN BOLD)

YEAR	PLAYER	HONOR	YEAR	PLAYER	HONOR	YEAR	PLAYER	HONOR
1981-82	Celeste Grier	First Team	2000-01	Karen Culbertson	Second Team	2011-12	Damika Martinez	Rookie of the Year
	Debbie Stephens	Second Team		Megan Cobb	Third Team			Second Team
1982-83	Debbie Stephens	Second Team	2001-02	Megan Cobb	Second Team			All-Rookie
1983-84	Joan O'Connor	Second Team	2003-04	Michelle Fahy	First Team		Aleesha Powell	All-Rookie
	Emily Mojica	Second Team		Meg Abele	All-Rookie	2012-13	Damika Martinez	Player of the Year
1985-86	Joanne Ryan	Second Team		Toni Horvath	Rookie of the Year		Joy Adams	Rookie of the Year
	Maggie Timoney	All-Rookie Team	2004-05	Meg Abele	Third Team			Second Team
1986-87	Maggie Timoney	First Team	2005-06	Martina Weber	First Team	2013-14	Joy Adams	First Team
	Patty Reynolds	Rookie of the Year		Tiara Headen	Second Team		Damika Martinez	Player of the Year
1987-88	Maggie Timoney	Second Team		Toni Horvath	Third Team		Aleesha Powell	Second Team
1988-89	Patty Reynolds	Second Team	2006-07	Martina Weber	Player of the Year		Aaliyah Robinson	Sixth Player of the Year
	Noreen Winterfeldt	All-Rookie Team		Tiara Headen	Second Team	2014-15	Joy Adams	First Team
1990-91	Kathy Toups	All-Rookie Team		Toni Horvath	Third Team		Damika Martinez	Player of the Year
1991-92	Nancy Seltzer	All-Rookie Team	2007-08	Toni Horvath	Second Team	2015-16	Joy Adams	First Team
1993-94	Becky Bazyk	All-Rookie Team		Anna McLean	Second Team		Marina Lizarazu	First Team
1995-96	Kim Gore	Second Team	2008-09	Thazina Cook	First Team		Alexis Lewis	Co-Sixth Player of the Year
1996-97	Suzanne Radday	Second Team		Anda Ivkovic	Third Team			All-Rookie
	Karen Shutz	All-Rookie		Kristina Ford	Rookie of the Year	2016-17	Alexis Lewis	First Team
1997-98	Karen Maisbenden	Second Team	2009-10	Thazina Cook	First Team		Marina Lizarazu	First Team
	Karen Shutz	Second Team		Suzi Fregosi	Third Team	2017-18	Alexis Lewis	Third Team
	Karen Culbertson	All-Rookie		Anda Ivkovic	Third Team		Toyosi Abiola	Rookie of the Year
1998-99	Karen Culbertson	Third Team		Anna McLean	Third Team			All-Rookie
	Delia Newson	Third Team		Dianna Hubbard	All-Rookie	2018-19	Juana Camilion	All-Rookie
	Megan Cobb	All-Rookie	2010-11	Anda Ivkovic	Second Team	2019-20	Juana Camilion	Third Team
1999-00	Karen Culbertson	First Team		Kristina Ford	Third Team		Paulla Weekes	All-Rookie
	Megan Cobb	Third Team				2020-21	Juana Camilion	Third Team

2021-22 IONA OVERALL STATISTICS

Game Records

Record	Overall	Home	Away	Neutral
ALL GAMES	2-5	1-3	1-2	0-0
CONFERENCE	0-2	0-1	0-1	0-0
NON-CONFERENCE	2-3	1-2	1-1	0-0

Score by Periods

Team	1st	2nd	3rd	4th	OT	TOT
Iona	84	96	92	109	0	381
Opponents	94	96	118	105	0	413

Team Box Score

No.	Player				Total		3-Point		F-Throw		Rebounds											
		GP-GS	MIN	AVG	FG-FGA	FG%	3FG-3FGA	3FG%	FT-FTA	FT%	OFF	DEF	TOT	AVG	PF	DQ	A	TO	BLK	STL	PTS	AVG
22	CAMILION, Juana	7-7	228:02	32.6	34-94	.362	9-36	.250	11-13	.846	6	27	33	4.7	20	0	29	26	3	18	88	12.6
30	ATHIAS, Ketsia	7-7	173:16	24.8	33-61	.541	0-0	.000	3-5	.600	11	26	37	5.3	12	0	12	20	5	5	69	9.9
2	VEZALDENOS, Olivia	7-2	177:28	25.4	19-56	.339	12-46	.261	2-3	.667	2	9	11	1.6	10	0	6	5	1	5	52	7.4
5	MWAI, Shyan	7-4	145:27	20.8	17-47	.362	4-20	.200	7-8	.875	0	10	10	1.4	14	0	14	12	1	4	45	6.4
12	LIPINSKI, Izzy	7-0	88:59	12.7	14-28	.500	0-0	.000	12-20	.600	9	12	21	3.0	15	1	7	12	1	3	40	5.7
32	GOMEZ, Judith	7-5	141:44	20.2	9-28	.321	4-18	.222	0-2	.000	7	4	11	1.6	11	0	7	9	1	6	22	3.1
10	HODGE-CARR, Thoranna	7-0	97:23	13.9	8-17	.471	2-2	1.000	1-4	.250	3	11	14	2.0	8	0	6	9	0	8	19	2.7
1	BENN, Jazz	7-2	94:33	13.5	5-11	.455	4-7	.571	1-4	.250	2	5	7	1.0	6	0	2	5	0	2	15	2.1
35	ROGERS, Jessica	2-0	03:30	1.8	1-3	.333	1-3	.333	0-0	.000	0	0	0	0.0	0	0	0	0	0	0	3	1.5
34	CENIS, Marina	7-1	43:32	6.2	4-6	.667	1-2	.500	1-4	.250	1	3	4	0.6	5	0	2	4	0	1	10	1.4
11	WEEKES, Paulla	5-1	35:50	7.2	2-2	1.000	0-0	.000	2-3	.667	2	7	9	1.8	2	0	2	3	1	2	6	1.2
13	BECERRA PEREZ, Lucia	6-3	62:56	10.5	3-6	.500	1-2	.500	0-0	.000	1	5	6	1.0	9	0	7	9	0	2	7	1.2
23	MEIJER, Anouschka	7-3	107:20	15.3	2-18	.111	0-5	.000	1-2	.500	2	9	11	1.6	7	0	3	15	0	1	5	0.7
Team											11	12	23									
Total		7	1400		151-377	.401	38-141	.270	41-68	.603	57	140	197	28.1	119	1	97	129	13	57	381	54.4
Opponents		7	1400		149-336	.443	39-100	.390	76-110	.691	60	182	242	34.6	109	0	94	152	25	63	413	59.0






















Team Statistics

	IONA	OPP
Scoring	381	413
Points per game	54.4	59.0
Scoring margin	-4.6	-
Field goals-att	151-377	149-336
Field goal pct	.401	.443
3 point fg-att	38-141	39-100
3-point FG pct	.270	.390
3-pt FG made per game	5.4	5.6
Free throws-att	41-68	76-110
Free throw pct	.603	.691
F-Throws made per game	5.9	10.9
Rebounds	197	242
Rebounds per game	28.1	34.6
Rebounding margin	-6.4	-
Assists	97	94
Assists per game	13.9	13.4
Turnovers	129	152
Turnovers per game	18.4	21.7
Turnover margin	+3.3	-
Assist/turnover ratio	0.8	0.6
Steals	57	63
Steals per game	8.1	9.0
Blocks	13	25
Blocks per game	1.9	3.6
Winning streak	0	-
Home win streak	0	-
Attendance	3241	1760
Home games-Avg/Game	4-810	3-587
Neutral site-Avg/Game	-	0-0

Team Results

Date	Opponent		Score	Att.
11/09/2021	at Bryant	W	60-56	130
11/13/2021	Winthrop	W	67-45	2259
11/16/2021	at Massachusetts	L	56-79	612
11/20/2021	Stony Brook	L	46-53	283
11/23/2021	Bucknell	L	48-55	412
12/18/2021	Monmouth	L	55-64	287
12/20/2021	at Marist	L	49-61	1018

IONA GAELS TELEVISION AND RADIO SPEED CHART

 <p>Jazmin BENN #1 Grad. • G/F • 5-11 Woodland Hills, CA</p>	 <p>Olivia VEZALDENOS #2 Grad. • G • 5-7 Manteca, CA</p>	 <p>Addy SALZER #3 Fr. • G • 5-11 Saint Bonifacius, MN</p>
 <p>Shyan MWAI #5 Sr. • G • 5-6 Lowell, MA</p>	 <p>Thoranna HODGE-CARR #10 So. • G • 5-8 Keflavik, Iceland</p>	 <p>Paulla WEEKES #11 RS Jr. • F • 5-10 Toronto, Ontario</p>
 <p>Isabelle LIPINSKI #12 Junior • F • 6-2 Farmington, CT</p>	 <p>Lucia BECERRA PEREZ #13 Jr. • G • 5-7 Tenerife, Spain</p>	 <p>Sydney AVOLETTA #15 So. • F • 6-4 Sterling, VA</p>
 <p>Juana CAMILION #22 Sr. • G • 5-11 Palma de Mallorca, Spain</p>	 <p>Anouschka MEIJER #23 So. • G • 6-1 Amsterdam, Netherlands</p>	 <p>Ketsia ATHIAS #30 Sr. • F/C • 6-2 Brooklyn, NY</p>
 <p>Judith GOMEZ #32 Fr. • G • 5-9 Cornella de Llobregat, Spain</p>	 <p>Hannah KING #33 Sr. • F • 5-11 Apopka, FL</p>	 <p>Marina CENIS #34 Fr. • G • 5-7 Zaragoza, Spain</p>
 <p>Jessica ROGERS #35 SR • G • 6-2 Rutherford, NJ</p>	<p>Billi CHAMBERS Head Coach Hofstra '03 Ninth Season</p> 	
 <p>Ashlee KELLY Associate HC Quinnipiac '04 13th Season</p>	 <p>Nick VOLCHOK Assistant Coach Rockland St '02 First Season</p>	 <p>Jordan McCANN Assistant Coach Illinois '13 Fourth Season</p>
		 <p>Alyssa CASINO DOBO Manhattanville '15 Fifth Season</p>